



TUESDAY, 23-JUN-26

CLICK [*HERE*](#) FOR A QUICK MARKET RECAP HYPERLINK

TOP HEADLINES FROM TODAY:

WORLD & MARKET HEADLINES:

- ***Nasdaq closes 2% lower, led by Micron, as global tech sell-off rattles markets***
 - NASDAQ POSTS A SHARP 2.1% DECLINE, FINISHING 546 POINTS LOWER AT 25,620.
 - S&P 500 DROPS 1.3%, LOSING NEARLY 100 POINTS TO END AT 7,373.
 - DOW ENDS LITTLE CHANGED, EDGING UP 20 POINTS TO CLOSE AT 51,733.
- ***ELON MUSK SUFFERS BIGGEST PERSONAL WEALTH LOSS IN HISTORY AS SPACEX VALUE PLUNGES***
 - MUSK RECORDS LARGEST-EVER FORTUNE WIPEOUT FOLLOWING SPACEX DECLINE
- We're in a Bull Market that's like a tsunami, says JP Morgan CEO Jamie Dimon
- STIFEL RAISES 2026 YEAR-END TARGET FOR S&P 500 INDEX TO 7,800
- ***BARCLAYS RAISES 2026 YEAR-END TARGET FOR S&P 500 INDEX TO 7,800 FROM 7,650***
- ***US ENERGY DEPARTMENT PLANS TO OFFER \$17.5 BILLION IN LOW-INTEREST LOANS FOR UTILITIES TO FINANCE WESTINGHOUSE AP1000 NUCLEAR REACTORS - WSJ***
- BofA raises global semiconductor industry TAM forecast to \$2.7 trln vs prior forecast of \$2.3 trln
- U.S. OFFICIALS HAVE SEIZED OVER 300 DRONES NEAR WORLD CUP SITES SINCE START OF PLAY -- AGENCY

GLOBAL POLITICS TODAY:

- ***16 of the next 27 weeks the Senate will be in recess, per Sen. Mike Lee.***
- President Trump said oil prices are crashing and the world is becoming safer.

- U.S. JD VANCE SAYS CEASEFIRE HOLDS AS IRAN TALKS ADVANCE, WITH INSPECTORS GRANTED ACCESS AND TECHNICAL NEGOTIATIONS CONTINUING
- Deep State firings have begun within the intelligence community, per CNN
- **Trump criticizes UK's Starmer after PM announces resignation-SCMP**
- **TRUMP GIVES 'COMPLETE AND TOTAL ENDORSEMENT' TO JOHN JAMES FOR MICHIGAN GOVERNOR, TOUTING HIS RECORD ON JOB CREATION, TAX CUTS, ENERGY, BORDER SECURITY, AND VETERANS. - TRUTH SOCIAL**

GLOBAL CONFLICT;

- Pentagon #2 Steve Feinberg called Congressional appropriators and said the Pentagon will need "about \$80 billion" in supplemental funds to cover the cost of the Iran War.
- **Donald Trump on the Nobel Peace Prize: "I've been waiting for one of them too. They don't think 8 wars is enough. I have to do 12 or 13. Even though nobody has ever done one"**
- **LOCKHEED MARTIN, RTX, BOEING AND L3HARRIS EXPECTED TO MEET WITH TRUMP TO DISCUSS DEFENSE PRODUCTION: WSJ**
- Israel fears Trump is strengthening Iran's hand in Lebanon – AXIOS
- U.S. President Trump said Iran urgently needs food and medical supplies.
- *PUTIN: READY FOR TALKS WITH UKRAINE BASED ON ISTANBUL AGREEMENT
- Trump: Iran has agreed to nuclear inspection

KEY HEADLINES WE *REALLY* CARE ABOUT

- 16 of the next 27 weeks the Senate will be in recess, per Sen. Mike Lee. ***(I still can't figure out why people dislike politicians.....)***
- ELON MUSK SUFFERS BIGGEST PERSONAL WEALTH LOSS IN HISTORY AS SPACEX VALUE PLUNGES MUSK RECORDS LARGEST-EVER FORTUNE WIPEOUT FOLLOWING SPACEX DECLINE ***(I'll put a collection basket in the lunch room. Please give what you can to support.)***
- A record 25.2 million Americans under 35 years old still live with their parents ***(That's a LOT of XXL kids pajamas being purchased.....by the elder parents...)***
- GS: Goldman Sachs' equities trading revenue set to top \$5B - report — Seeking Alpha ***(Whew, that will help pay for that 4th Hamptons' home...)***
- *META HAS NOT RULED OUT EVENTUAL USE OF REAL MONEY BETTING: NYT ***(We gamble enough on accepting some of these "friend" requests...)***





Talk-back Trap; Tuesday

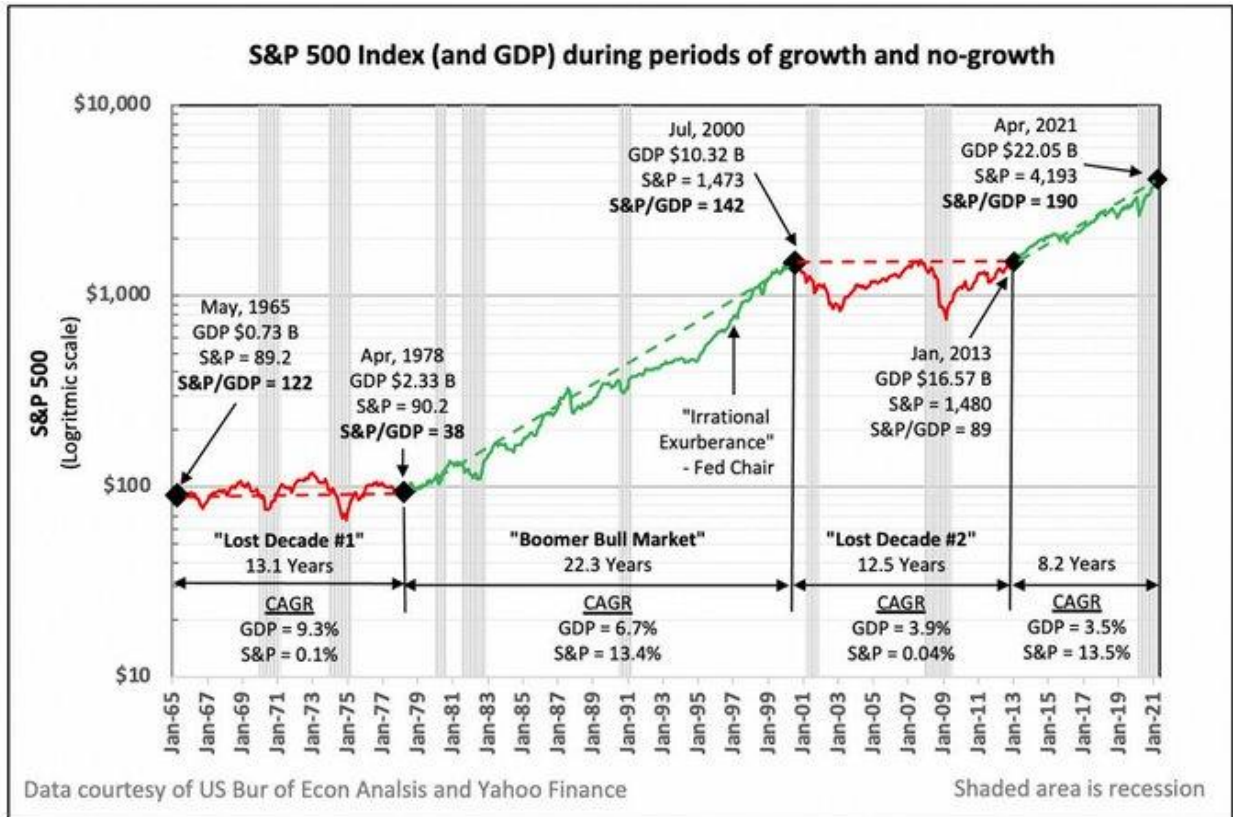
Job interviewer: "So, we found your social media accounts"

****The candidate, immediately...****



The stock market doesn't always move with the economy.

- Since 1965, the S&P 500 has alternated between long periods of explosive growth and “lost decades”:
-  1965–1978: S&P 500 CAGR of just 0.1%
-  1978–2000: S&P 500 CAGR of 13.4%
-  2000–2013: S&P 500 CAGR of just 0.04%
-  2013–2021: S&P 500 CAGR of 13.5%
 - The biggest returns came when stock valuations started relatively low compared to GDP.



Research spanning 1926–2025 finds that just 41% of US stocks outperformed Treasury bills over their lifetimes, with only 46 companies generating half of the market’s \$91 trillion in cumulative wealth creation.

100 Years of US Stock Market Wealth Creation Breakdown - Bessembinder Findings

Posted on
The Daily Shot
22 Jun 2025



Time Period: 1926-2025. Source: Analysis by Hendrik Bessembinder, Francis J. and Mary B. Labriola Endowed Chair in Competitive Business and Professor, Arizona State University, Department of Finance.

***Dad is typing**

***Dad is typing**

***Dad is typing**

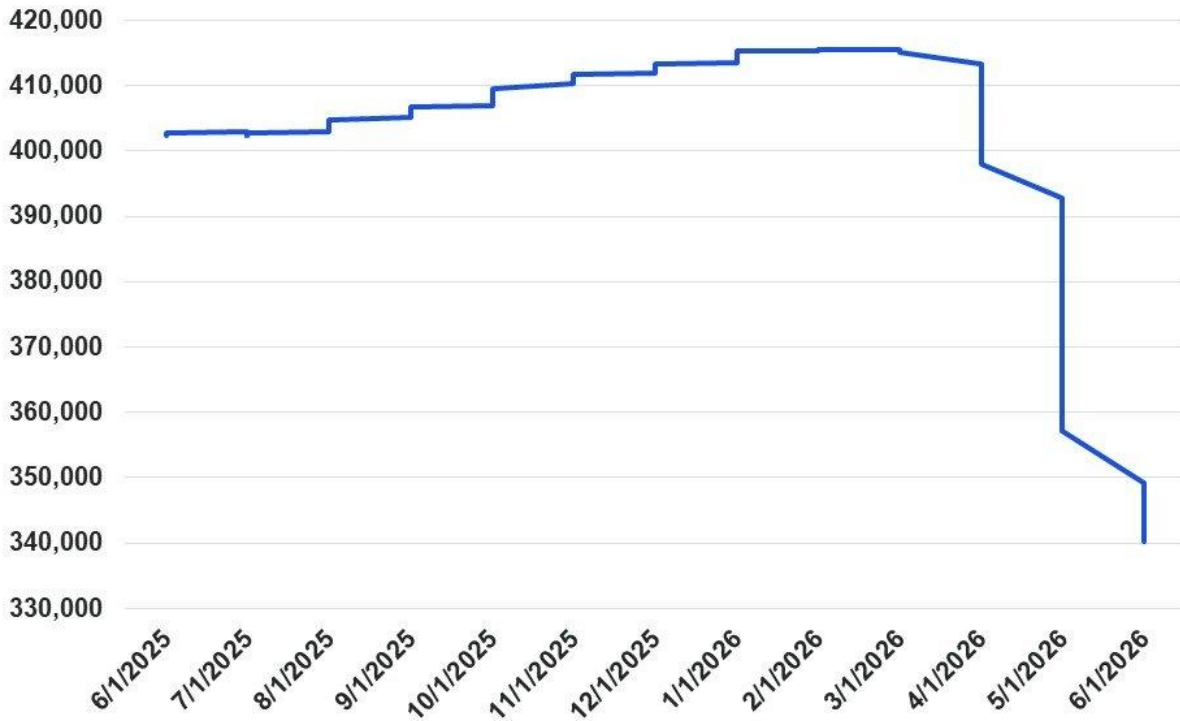
Dad:



Throughout the Iran War, U.S. strategic oil reserves
were drained at a record pace, hitting lowest level since
1983

Weekly U.S. Ending Stocks of Crude Oil in SPR (Thousand Barrels)

HEDGEYE



Data Source: Hedgeye Estimates, AAA, Bloomberg

© Hedgeye Risk Management LLC.

Tenure of British Prime Ministers Sinc 2010

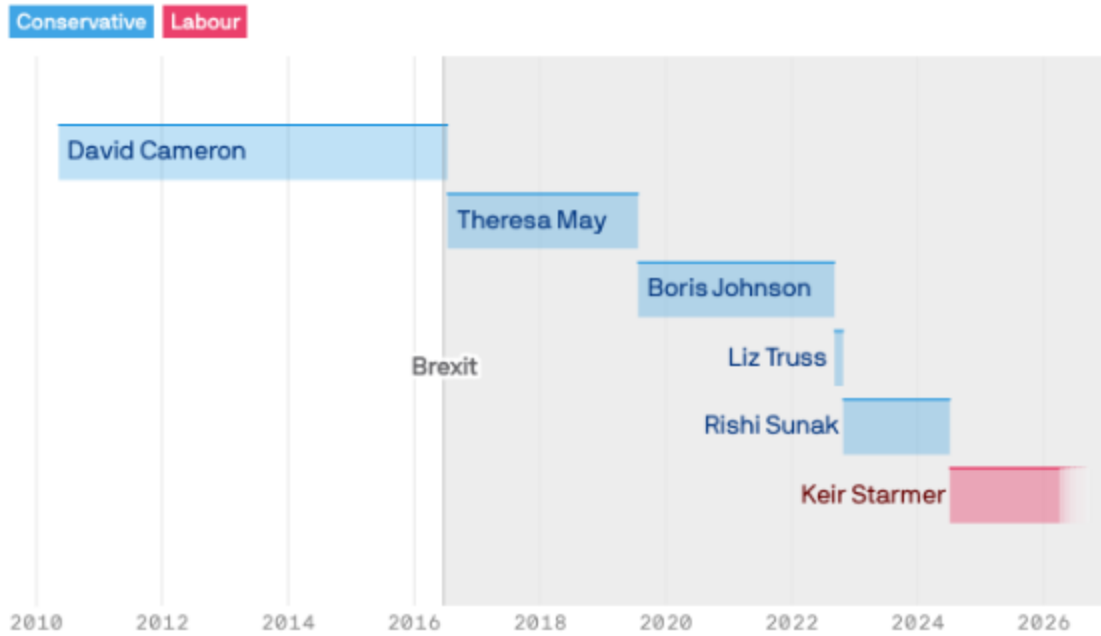


Chart: Danielle Alberti/Axios

Dads talking to your friend of 10+ years trying to remember their name, like;

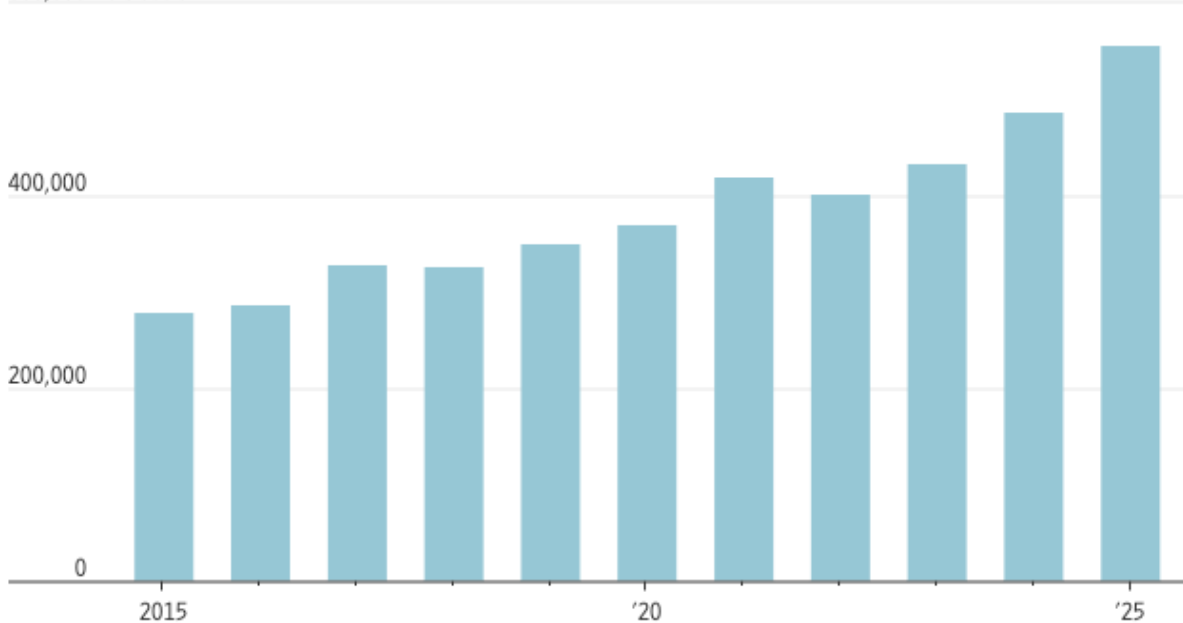


THE NUMBER OF ULTRAWEALTHY PEOPLE ON EARTH JUST HIT AN ALL TIME HIGH-WSJ

- 556,850 people worldwide now have a net worth above \$30 million. That is up 14.4% in 2025 alone, the fastest growth rate since 2017.
- The main driver: AI lifted global markets and made a lot of people very rich very fast.
- Where the ultrawealthy live:
 - 🇺🇸 United States: 37% of the global total. More than the next 9 countries combined.
 - 🇨🇳 China: ~10%
 - 🇩🇪 Germany: ~5%
 - Top cities: New York, Hong Kong, Los Angeles, San Francisco.

Number of ultra-wealthy individuals

600,000 individuals

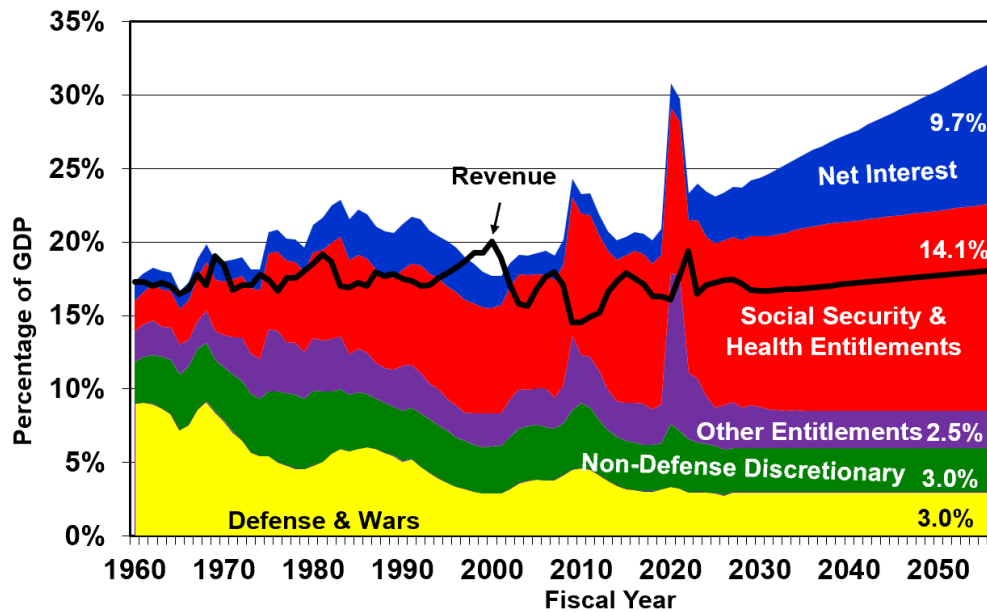


Note: Defined by Altrata as those worth more than \$30 million.

Source: Altrata

Washington already spends 6x as much on seniors as people under age 26. These politicians will not rest until they've maximized taxes to make the ratio 10-to-1.

Federal Budget, 1960–2056 (Projected)

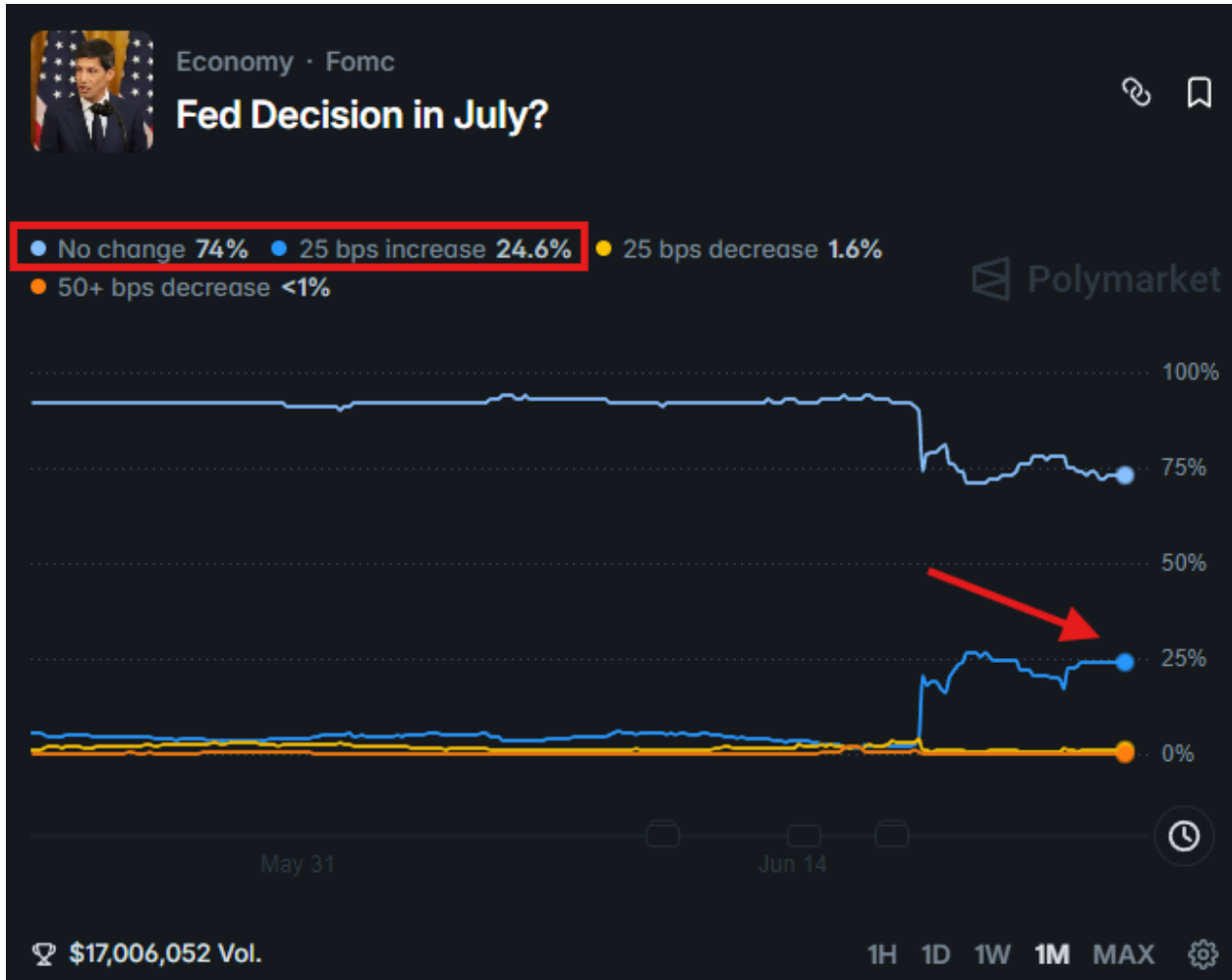


Source: CBO February 2026 baseline (adjusted to extend current tax and spending policies) and OMB Historical Tables.

FYI

There is now a 25% chance that the Fed raises interest rates next month, at the July 29th meeting.

- At the start of 2026, markets had been pricing-in 2 interest rate CUTS by the July meeting.
- "Higher for longer" is officially back.



I saved up 3 months of salary



MARKET CLOSES:

Nasdaq closes 2% lower, led by Micron, as global tech sell-off rattles markets

European stocks fall as ceasefire optimism fades; Novo jumps after Lilly weight loss pill prescription data

ECONOMIC FIGURES:

US ADP EMPLOYMENT CHANGE WEEKLY ACTUAL: 30.75K VS 25.5K PREVIOUS

US JUNE PHILADELPHIA FED NON-MANUFACTURING INDEX -25.8

US Redbook weekly chain-store sales YoY for the week to June 20 10.0% vs 9.4% prior.

U.S. S&P GLOBAL JUNE FLASH COMPOSITE PMI AT 52.2 (VS 51.5 IN MAY)

U.S. S&P GLOBAL JUNE FLASH SERVICES PMI AT 51.3 (FORECAST 51.0)

U.S. S&P GLOBAL JUNE FLASH MANUFACTURING PMI AT 55.7 (FORECAST 54.8)

RICHMOND FED COMP. INDEX ACTUAL 4 (FORECAST 8, PREVIOUS 13)

COMPANY NEWS:

EARNINGS

\$CCL | Carnival Q226 Earnings:

- Revenue: \$6.66B (est \$6.69B)
- Adj. EBITDA: \$1.58B (est \$1.49B)
- Adj Net: \$569M (est \$463.5M)
- 'Strong' Demand For 2027 And Beyond

FDX Q4 EPS \$6.31 BEATS, REVENUE \$25B BEATS


- Adj EPS: \$6.31 vs \$5.96 est, beat
- Revenue: \$25.0B vs \$24.04B est, beat
- CY guidance: adj EPS \$16.90-\$18.10, revenue growth about 11%

FedEx intends to repurchase up to \$1B of shares for CY 2026 and expects capital spending of \$3.9B. Q4 results include a \$23M noncash impairment charge from the decision to permanently retire 10 aircraft.

 Jiayin Group

\$JFIN

Q1 Earnings

 Earnings Miss

EPS: \$(0.16)

YoY: ↓ from \$1.40 profit

✖ Revenue Miss

Sales: \$109.696M

YoY: ↓ 55.17% (from \$244.681M)

📊 Korn Ferry \$KFY Q4 Earnings

✔ Earnings Beat Adj. EPS: \$1.40 YoY: ↑ 6.06% (from \$1.32)

✔ Revenue Beat Sales: \$768.256M YoY: ↑ 6.72% (from \$719.9M)

Q1 GAAP EPS guidance of \$1.32-\$1.38 vs \$1.33 est looks roughly in line.

UPGRADES, DOWNGRADES, & COVERAGE

Bank of America now raised its price target on Micron \$MU stock up to \$1,500 from \$950 while keeping its Buy rating

\$IBM JP Morgan Upgrades IBM to Overweight, Raises Price Target to \$291

\$INTC BofA raises Intel PT to \$160 from \$135.

📈 UPGRADES

- ◆ \$TGT upgraded to Outperform from Peer Perform at Wolfe Research; PT \$162.
- ◆ \$SNPS upgraded to Overweight from Neutral at Piper Sandler; PT \$550 from \$450.
- ◆ \$IBM upgraded to Overweight from Neutral at JPMorgan; PT \$291 from \$270.
- ◆ \$CDW upgraded to Overweight from Equal Weight at Morgan Stanley; PT \$170 from \$142.

📉 DOWNGRADES

- ▼ \$ROST downgraded to Equal Weight from Overweight at Wells Fargo; PT \$245.
- ▼ \$PRIM downgraded to Sector Weight from Overweight at KeyBanc.
- ▼ \$NKE downgraded to In Line from Outperform at Evercore ISI; PT \$46 from \$57.
- ▼ \$INSP downgraded to In Line from Outperform at Evercore ISI; PT \$40 from \$55.
- ▼ \$HD downgraded to Peer Perform from Outperform at Wolfe Research.
- ▼ \$FIVE downgraded to Peer Perform from Outperform at Wolfe Research.
- ▼ \$DRI downgraded to In Line from Outperform at Evercore ISI; PT \$230.
- ▼ \$APGE downgraded to Neutral from Buy at UBS; PT \$135.11 from \$100.
- ▼ \$ACA downgraded to Hold from Buy at Texas Capital Securities; PT \$150 from \$144.

ODDS & ENDS

\$ACN Accenture Increases 2026 Share Buyback Program By \$2B To Total \$7.5B

VIEWS, OUTLOOKS, & OPINIONS:

We're in a Bull Market that's like a tsunami, says JP Morgan CEO Jamie Dimon

STIFEL RAISES 2026 YEAR-END TARGET FOR S&P 500 INDEX TO 7,800

BARCLAYS RAISES 2026 YEAR-END TARGET FOR S&P 500 INDEX TO 7,800 FROM 7,650

BARCLAYS SETS 2027 TARGET FOR S&P 500 INDEX AT 8,800

FED'S GOOLSBEE STRIKES CAUTIOUS TONE ON INFLATION

- FED'S GOOLSBEE WARNS INFLATION IS MOVING FURTHER ABOVE THE CENTRAL BANK'S TARGET
- SAYS MORE EVIDENCE IS NEEDED BEFORE CONCLUDING RECENT PRICE PRESSURES ARE TEMPORARY
- SERVICES INFLATION REMAINS A KEY AREA OF CONCERN FOR POLICYMAKERS
- GOOLSBEE EXPRESSES SUPPORT FOR FED CHAIR KEVIN WARSH'S APPROACH OF PROVIDING LESS FORWARD GUIDANCE ON INTEREST RATES
- SAYS THE FED SHOULD AVOID EXCESSIVE SPECULATION ABOUT FUTURE RATE MOVES
- LABOR MARKET CONDITIONS REMAIN STABLE DESPITE INFLATION CONCERNS
- GOOLSBEE NOTES THE U.S. ECONOMY HAS NOT YET EXPERIENCED A STAGFLATIONARY SHOCK
- COMMENTS SUGGEST THE FED IS NOT READY TO DECLARE VICTORY OVER INFLATION DESPITE RECENT ECONOMIC RESILIENCE
- PERSISTENT SERVICES INFLATION COULD COMPLICATE THE PATH FOR FUTURE RATE CUTS

CFTC POSITIONING: YEN REMAINS HEAVILY SHORT AT 150,132 CONTRACTS; EURO HOLDS NET LONG OF 34,353, WHILE POUND AND SWISS FRANC STAY NET SHORT. BITCOIN NET LONG STANDS AT 3,475 CONTRACTS FOR WEEK ENDED JUNE 16.

CURRENCY & COMMODITY:

[Dollar rises to 13-month high on Fed hike bets, safe-haven bid](#)

U.S. CRUDE OIL FUTURES SETTLE AT \$73.21/BBL, DOWN \$0.65 OR 0.88%.

BRENT CRUDE FUTURES SETTLE AT \$77.08/BBL, DOWN \$0.82 OR 1.05%

NYMEX Natural Gas July futures settle at \$3.1470/MMBTU.

Nymex gasoline July futures settle at \$2.9590 a gallon.

NYMEX Diesel July futures settle at \$3.1546 a gallon

CRYPTOCURRENCIES, AI, DIGITAL, & BLOCKCHAIN

EMA Capital's Lawrence Lepard says Bitcoin could reach \$1M as years of mounting debt concerns build.

CENTRAL BANK, FEDERAL RESERVE, LENDING & STIMULUS:

Federal Reserve: Markets increasingly price in rate hikes

ECB: Inflation may stay above target into 2027

ECB officials say more work may be needed

Brazil signals a slower easing cycle

HOUSING, LENDING, RATES, BONDS:

U.S. SENATE ADVANCES TRUMP-BACKED HOUSING REFORM BILL AIMED AT LIMITING INSTITUTIONAL INVESTOR HOME PURCHASES; LEGISLATION NOW MOVES TO THE HOUSE FOR CONSIDERATION.

GLOBAL:

AUSTRALIAN COMPOSITE PMI FLASH ACTUAL 49.8 (FORECAST -, PREVIOUS 48.7)

AUSTRALIAN SERVICES PMI FLASH ACTUAL 49.9 (FORECAST -, PREVIOUS 48.7)

LEGAL & REGULATION:

DOJ UNVEILS \$6.5B HEALTHCARE FRAUD CRACKDOWN - WSJ

M&A, CORPORATE ACTION:

\$UUUU BUYS VAC FOR ~\$1.9B TO BUILD MINE-TO-MAGNET RARE EARTH CHAIN Energy Fuels is acquiring advanced magnetics company VAC for roughly \$1.9 billion in cash and stock.

Platinum Equity is the last remaining bidder for Nestle SA's water business after rival Clayton Dubilier & Rice dropped out of the race, according to people familiar with the matter.

ON THIS DAY IN HISTORY:

Today in History, June 23

2016 – The UK votes to leave the European Union

Just over half of the electorate voted for “Brexit”, Britain's exit from the EU. The UK had been part of the union since 1973.

1992 – Yitzhak Rabin's Labor Party wins the election in Israel

1961 – The Antarctic Treaty comes into force

1931 – Wiley Post and Harold Gatty start their record-breaking flight around the world

1894 – The International Olympic Committee (IOC) is founded

BIRTHS & DEATHS:

Births On This Day, June 23

1972 – Selma Blair

American actress

1964 – Joss Whedon

1951 – Michèle Mouton

1916 – Len Hutton

1912 – Alan Turing

Deaths On This Day, June 23

2011 – Peter Falk

American actor

1996 – Ray Lindwall

1996 – Andreas Papandreu

1995 – Jonas Salk

1981 – Zarah Leander



	LAST	CHANGE	% CHG		LAST	CHANGE	% CHG
.DJI	51,666.84 USD	-45.87	-0.09%	SLV	55.73 USD	-3.18	-5.40%
.IXIC	25,587.039 USD	-579.563	-2.22%	PSLV	19.44 USD	-1.17	-5.68%
.SPX	7,365.46 USD	-107.33	-1.44%	AG	16.50 USD	-1.22	-6.88%
@SP.1	7,433.50 USD	-107.75	-1.43%	SPCX	156.11 USD	+1.51	+0.98%
.VIX	19.48 USD	+2.20	+12.73%	BITO	8.47 USD	-0.29	-3.31%
@CL.1	73.37 USD	-0.49	-0.66%	AA	55.08 USD	-3.27	-5.60%
@GC.1	4,128.70 USD	-74.00	-1.76%	UNH	409.25 USD	+2.57	+0.63%
@SI.1	61.635 USD	-3.948	-6.02%	AI	9.68 USD	-0.02	-0.21%
US10Y	4.499%	-0.008	-0.1775%	LLY	1,107.08 USD	+5.00	+0.45%
BTC.CM=	62,420.73 USD	-1,912.35	-2.97%	RH	141.74 USD	-4.97	-3.39%
ETC.BF=	6.96 USD	-0.28	-3.90%	COIN	158.18 USD	-6.66	-4.04%
CAD=	1.421	+0.0054	+0.38%	CRK	13.46 USD	+0.01	+0.07%
EUR=	1.1379	-0.0048	-0.4201%	CVX	175.98 USD	+0.92	+0.53%
GBP=	1.3197	-0.005	-0.3774%	GLW	194.07 USD	-15.76	-7.51%
JPY=	161.57	+0.03	+0.02%	SBUX	101.05 USD	+0.90	+0.90%
AAPL	294.30 USD	-2.71	-0.91%	MNTN	8.44 USD	+0.46	+5.76%
AMZN	234.11 USD	+1.32	+0.57%	HIMS	32.96 USD	-0.58	-1.73%
BRK.B	492.81 USD	+4.12	+0.84%	RIOT	28.69 USD	+0.06	+0.21%
DEFT	0.5238 USD	-0.0292	-5.2803%	DEFI	70.57 USD	-2.41	-3.31%
TSLA	381.61 USD	-23.44	-5.79%	XRPI	6.08 USD	-0.18	-2.88%
META	562.20 USD	-1.65	-0.29%	ASTS	72.87 USD	-0.32	-0.44%
MSFT	373.94 USD	+6.60	+1.80%	BRZE	19.26 USD	+0.05	+0.26%
GOOGL	346.09 USD	-3.59	-1.03%	DJT	7.88 USD	-0.24	-2.96%
NVDA	200.00 USD	-8.65	-4.15%	GME	21.08 USD	-0.06	-0.28%
QQQ	713.65 USD	-26.16	-3.54%	BA	216.71 USD	-4.12	-1.87%
NFLX	72.82 USD	-0.06	-0.08%	DKS	236.75 USD	-1.82	-0.76%
UVXY	28.00 USD	+2.14	+8.28%	FDX	317.24 USD	-11.54	-3.51%
XOM	139.73 USD	+1.26	+0.91%	NKE	42.38 USD	-0.81	-1.88%
ARM	366.39 USD	-41.33	-10.14%	MSTR	103.84 USD	-5.62	-5.13%
DIS	103.53 USD	+1.08	+1.05%	QS	7.42 USD	-0.19	-2.50%

Coin	Price	1h	24h	7d	24h Volume	Market Cap
Bitcoin BTC	Buy \$62,422.27	▲ 0.2%	▼ 3.2%	▼ 4.8%	\$29,914,214,053	\$1,251,008,177,342
Ethereum ETH	Buy \$1,664.15	▲ 0.4%	▼ 4.1%	▼ 7.2%	\$10,840,537,589	\$200,800,436,139
Tether USDT	\$0.9988	▼ 0.0%	▼ 0.0%	▼ 0.0%	\$48,842,088,397	\$186,108,615,332
BNB BNB	Buy \$576.24	▲ 0.3%	▼ 2.6%	▼ 5.1%	\$670,833,171	\$77,598,439,812
USDC USDC	\$0.9997	▲ 0.0%	▼ 0.0%	▼ 0.0%	\$11,867,848,793	\$74,218,292,062
XRP XRP	Buy \$1.10	▲ 0.4%	▼ 2.6%	▼ 9.6%	\$1,487,245,488	\$68,444,084,950
Solana SOL	Buy \$68.94	▲ 0.1%	▼ 5.2%	▼ 6.7%	\$2,279,155,818	\$39,998,310,565
TRON TRX	Buy \$0.3287	▼ 0.1%	▼ 1.0%	▲ 3.9%	\$519,510,076	\$31,171,913,610
Figure Heloc FIGR_HELOC	Buy \$1.03	▼ 0.1%	▼ 0.2%	▲ 0.0%	\$18,939,526	\$19,726,881,702

Hyperliquid HYPE														
Symbol	Price	Exp Date	Type	Strike	Moneyness	Bid	Latest	Ask	Volume	Open Int	Vol/OI	Imp Vol	IV	Delta
TSLA	381.78	06/24/26 (1)	Call	387.50	-1.54%	1.93	1.97	1.97	39,886	184	216.77	45.09%	52.98%	0.2960
NVDA	201.40	06/24/26 (1)	Call	202.50	-0.70%	1.09	1.09	1.10	99,278	605	164.10	37.84%	42.50%	0.3631
TSLA	381.78	06/24/26 (1)	Call	385.00	-0.88%	2.75	2.76	2.79	54,758	353	155.12	45.09%	52.99%	0.3812
TSLA	381.78	06/24/26 (1)	Call	380.00	+0.43%	5.00	5.10	5.15	39,443	294	134.16	45.09%	52.89%	0.5672
INTC	133.71	06/26/26 (3)	Call	87.00	+34.79%	44.95	46.55	45.80	9,813	111	88.41	91.95%	234.95%	0.9807
INTC	133.71	06/26/26 (3)	Call	88.00	+34.04%	43.80	44.85	44.80	9,806	125	78.45	91.95%	214.35%	0.9857
INTC	133.71	06/26/26 (3)	Call	77.00	+42.29%	54.80	55.82	55.80	19,555	253	77.29	91.95%	276.94%	0.9886
NBIS	277.52	07/02/26 (9)	Put	205.00	-25.89%	3.25	3.50	3.70	17,040	222	76.76	119.71%	158.05%	-0.0975
STUB	11.74	07/17/26 (24)	Call	12.00	-2.30%	0.65	0.70	0.70	7,733	101	76.56	68.85%	63.81%	0.4902
ET	19.25	07/31/26 (38)	Call	20.50	-6.77%	0.10	0.10	0.15	12,455	163	76.41	20.88%	22.12%	0.1752
TSLA	381.78	06/24/26 (1)	Put	382.50	+0.23%	4.55	4.66	4.70	41,920	590	71.05	45.09%	52.37%	-0.5276
IREN	54.82	07/02/26 (9)	Put	42.00	-23.40%	0.53	0.61	0.61	40,433	571	70.81	103.37%	137.32%	-0.0946
TSLA	381.78	06/24/26 (1)	Call	382.50	-0.23%	3.75	3.80	3.85	26,102	370	70.55	45.09%	52.87%	0.4730
TSLA	381.78	06/24/26 (1)	Call	390.00	-2.19%	1.34	1.38	1.37	73,543	1,047	70.24	45.09%	53.43%	0.2233
TSLA	381.78	06/24/26 (1)	Call	392.50	-2.85%	0.92	0.94	0.95	29,004	437	66.37	45.09%	54.23%	0.1649
NVDA	201.40	06/24/26 (1)	Call	205.00	-1.94%	0.43	0.43	0.44	98,334	1,524	64.52	37.84%	42.22%	0.1820
PFE	24.89	07/17/26 (24)	Put	24.50	-1.61%	0.32	0.31	0.34	20,646	324	63.72	20.78%	18.70%	-0.3840
INTC	133.71	06/26/26 (3)	Call	78.00	+41.54%	53.65	55.17	54.80	13,851	257	53.89	91.95%	244.86%	0.9935
SID	1.0300	12/18/26 (178)	Call	1.0000	+2.91%	0.15...	0.2000	0.20...	7,243	139	52.11	120.31%	78.22%	0.5333
TSLA	381.78	06/24/26 (1)	Put	377.50	-1.08%	2.43	2.42	2.46	25,609	506	50.61	45.09%	52.89%	-0.3419
TSLA	381.78	06/24/26 (1)	Put	380.00	-0.43%	3.35	3.43	3.45	84,976	1,884	45.10	45.09%	52.40%	-0.4325
TSLA	381.78	06/26/26 (3)	Call	377.50	+1.08%	9.50	9.63	9.65	5,947	141	42.18	45.09%	53.01%	0.6007
TSLA	381.78	06/24/26 (1)	Call	370.00	+3.05%	12.35	12.40	12.70	12,300	312	39.42	45.09%	57.43%	0.8521
ABBV	234.11	06/26/26 (3)	Call	250.00	-6.97%	0.14	0.14	0.16	10,892	278	39.18	26.63%	41.88%	0.0421