



TUESDAY, 16-JUN-26

CLICK [*HERE*](#) FOR A QUICK MARKET RECAP HYPERLINK

TOP HEADLINES FROM TODAY:

WORLD & MARKET HEADLINES:

- Dow jumps 350 points as oil drop fuels economy bets; Chip rollover knocks Nasdaq
 - DOW JONES UNOFFICIALLY GAINS 345.12 POINTS, OR 0.67%, CLOSING AT 52,016.15.
 - NASDAQ UNOFFICIALLY FALLS 293.61 POINTS, OR 1.10%, CLOSING AT 26,390.33.
 - S&P 500 UNOFFICIALLY SLIPS 42.83 POINTS, OR 0.57%, CLOSING AT 7,511.46.
- The S&P500 can hit 9,000 this year, per Evercore.
- Oil traffic through the Strait of Hormuz to normalize by July, per HSBC
- Former U.S. vice president Harris said a \$400 unexpected expense is enough to push an ordinary American into bankruptcy. She said this war has added about \$500 in extra costs, much of it driven by higher gasoline prices.

GLOBAL POLITICS TODAY:

- 24% OF AMERICANS APPROVE OF TRUMP'S HANDLING OF COST OF LIVING, UP FROM 22% A WEEK AGO AND 20% A MONTH AGO, ACCORDING TO REUTERS/IPSOS POLL
- TRUMP APPROVAL RISES TO 36% AS COST-OF-LIVING DISCONTENT EASES, ACCORDING TO REUTERS/IPSOS POLL
- NETANYAHU ACKNOWLEDGES HE AND TRUMP DO NOT ALWAYS SEE EYE TO EYE.
- NETANYAHU ANNOUNCES HE WILL RUN IN UPCOMING ISRAELI ELECTIONS.
- **HARRIS DISMISSES TRUMP IRAN DEAL AS "CONCEPT OF AN AGREEMENT"**
 - Kamala Harris told CNN that Donald Trump's Iran memorandum is only a "concept of an agreement" ahead of its expected Friday signing. She criticized the conflict as a "war of choice" and said she would not have initiated war with Iran if elected.

- Harris also warned the US could end up with an outcome similar to the Obama-era JCPOA, which Trump previously withdrew from.
- Former U.S. vice president Harris said she estimates ordinary Americans have incurred an additional \$500 in costs since the war began and that an unexpected \$400 expense can push a typical American into bankruptcy.

GLOBAL CONFLICT;

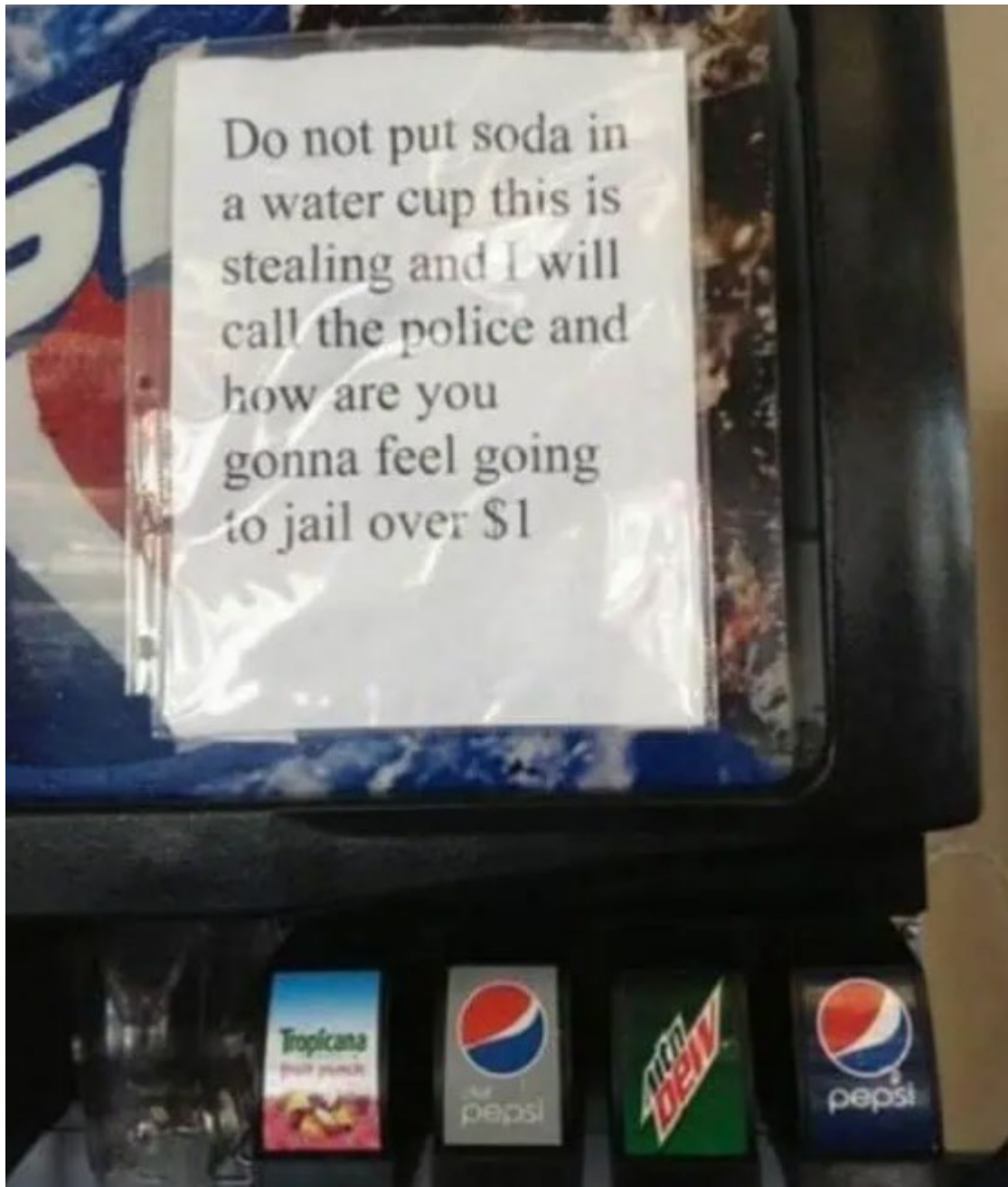
- US-Iran framework agreement includes plans for a \$300 billion private fund to trigger investment in Iran, per Reuters
- FBI Foils Alleged Suicide Drone Plot Targeting "Capitalist Elites" At UFC White House Event
- US President Trump says the Strait of Hormuz will be fully open before Friday.
- U.S. Vice President Vance said on the Iran deal the U.S. will not provide Iran a single penny of U.S. funds.
- US STATE DEPARTMENT APPROVES POTENTIAL \$235.9M SALE OF KC-130J AIRCRAFT SUSTAINMENT SUPPORT TO KUWAIT.
- VANCE: IRAN WILL COMMIT TO NOT GETTING A NUCLEAR WEAPON
- TRUMP INVOKES DEFENSE PRODUCTION ACT OVER 'SYSTEMIC CONSTRAINTS' IN MUNITIONS INDUSTRY -PRESIDENTIAL MEMO

KEY HEADLINES WE *REALLY* CARE ABOUT

- The Nathan's Hot Dog Eating Contest will air live on ABC as part of the network's 24-hour "Disney Celebrates America" marathon. ***(NOTHING stops the American eater...)***
- TRUMP: WILL GO OVER IRAN MOU WITH MEDIA IN A COUPLE OF DAYS ***(Just as soon as they write it up and agree on it....)***
- US-Iran framework agreement includes plans for a \$300 billion private fund to trigger investment in Iran, per Reuters ***("Hey honey, I just got us a Tehran ETF!")***

Too Tired to Talk; Tuesday

Management has HAD IT...



The Dow just crossed above 52,000 for the first time.

- 5 years ago it was at 35,000.
- 10 years ago it was at 17,000

Dow Jones Industrial Average - Milestones							
% Change Between Dow Level Milestone				% Change Between Dow Level Milestone			
# Days Between Milestone Date				# Days Between Milestone Date			
Dow Level	Milestone	# Days	Date	Dow Level	Milestone	# Days	Date
52,000	2.0%	18	6/16/2026	26,000	4.0%	12	1/16/2018
51,000	2.0%	112	5/29/2026	25,000	4.2%	35	1/4/2018
50,000	2.0%	32	2/6/2026	24,000	4.3%	44	11/30/2017
49,000	2.1%	68	1/5/2026	23,000	4.5%	76	10/17/2017
48,000	2.1%	26	10/29/2025	22,000	4.8%	154	8/2/2017
47,000	2.2%	22	10/3/2025	21,000	5.0%	35	3/1/2017
46,000	2.2%	288	9/11/2025	20,000	5.3%	64	1/25/2017
45,000	2.3%	19	11/27/2024	19,000	5.6%	700	11/22/2016
44,000	2.3%	25	11/8/2024	18,000	5.9%	173	12/23/2014
43,000	2.4%	25	10/14/2024	17,000	6.3%	224	7/3/2014
42,000	2.4%	64	9/19/2024	16,000	6.7%	198	11/21/2013
41,000	2.5%	62	7/17/2024	15,000	7.1%	2,119	5/7/2013
40,000	2.6%	84	5/16/2024	14,000	7.7%	85	7/19/2007
39,000	2.6%	31	2/22/2024	13,000	8.3%	188	4/25/2007
38,000	2.7%	40	1/22/2024	12,000	9.1%	2,726	10/19/2006
37,000	2.8%	772	12/13/2023	11,000	10.0%	35	5/3/1999
36,000	2.9%	175	11/1/2021	10,000	11.1%	357	3/29/1999
35,000	2.9%	25	5/10/2021	9,000	12.5%	264	4/6/1998
34,000	3.0%	29	4/15/2021	8,000	14.3%	153	7/16/1997
33,000	3.1%	21	3/17/2021	7,000	16.7%	122	2/13/1997
32,000	3.2%	49	2/24/2021	6,000	20.0%	328	10/14/1996
31,000	3.3%	43	1/6/2021	5,000	25.0%	271	11/21/1995
30,000	3.4%	319	11/24/2020	4,000	33.3%	1,408	2/23/1995
29,000	3.6%	56	1/10/2020	3,000	50.0%	1,560	4/17/1991
28,000	3.7%	127	11/15/2019	2,000	100.0%	5,168	1/8/1987
27,000	3.8%	541	7/11/2019	1,000			11/14/1972



@CharlieBilello

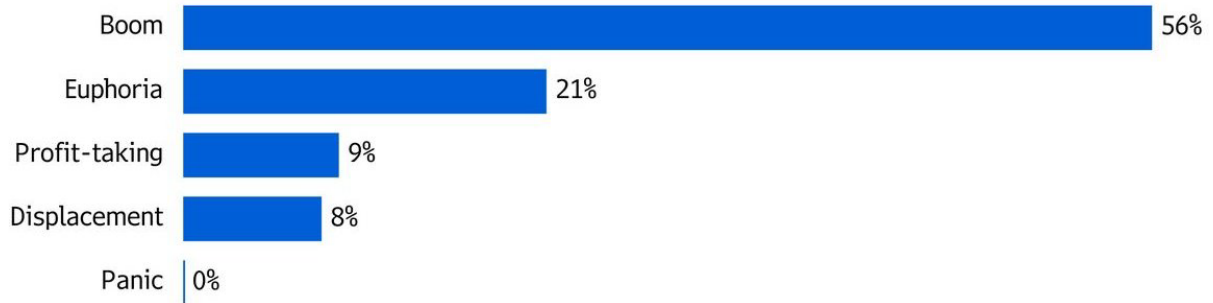
Data via YCharts as of
6/16/2026

**56% of respondents in BfoA's Fund Manager Survey said
stocks are in a Boom phase, and 21% said in Euphoria.
0% said Panic.**

Majority of Investors See AI Stocks in 'Boom' Stage

About 56% of respondents expect FOMO to spur more buying

■ BofA survey asked which stage of an investment cycle AI stocks were currently in:



Source: Bank of America

Bloomberg

We all know a “driver” or two this is directed towards..



Global Central Bank Update:

- The Bank of Japan hiked rates for the 5th time in the cycle with a 25 bps increase to 1.00%. This is their highest policy rate since 1995.

Global Central Bank Policy Rates							
Country	Rate	Central Bank Rate (Today)	CPI YoY	Real Central Bank Rate	YoY CPI Trend vs. Prior Reading	Last Move	Last Move Month
Switzerland	Target Rate	0.00%	0.6%	-0.6%	Unchanged	Cut	Jun-25
Japan	Policy Rate Bal	1.00%	1.4%	-0.4%	Lower	Hike	Jun-26
Thailand	Policy Rate	1.25%	2.8%	-1.5%	Lower	Cut	Dec-25
Sweden	Repo Rate	1.75%	0.8%	1.0%	Higher	Cut	Sep-25
Denmark	Current Account	1.85%	1.9%	-0.1%	Higher	Hike	Jun-26
Taiwan	Discount Rate	2.00%	2.2%	-0.2%	Higher	Hike	Mar-24
Eurozone	Deposit Rate	2.25%	3.2%	-1.0%	Higher	Hike	Jun-26
Canada	Overnight	2.25%	2.8%	-0.6%	Higher	Cut	Oct-25
New Zealand	Cash Rate	2.25%	3.1%	-0.9%	Unchanged	Cut	Nov-25
South Korea	Repo Rate	2.50%	3.1%	-0.6%	Higher	Cut	May-25
Malaysia	Policy Rate	2.75%	1.9%	0.9%	Higher	Cut	Jul-25
China	Loan Prime Rate	3.00%	1.2%	1.8%	Unchanged	Cut	May-25
Czech Republic	Repo Rate	3.50%	2.1%	1.4%	Higher	Cut	May-25
US	Fed Funds	3.63%	4.2%	-0.6%	Higher	Cut	Dec-25
UK	Bank Rate	3.75%	2.8%	1.0%	Lower	Cut	Dec-25
Poland	Repo Rate	3.75%	3.1%	0.7%	Lower	Cut	Mar-26
Hong Kong	Base Rate	4.00%	1.7%	2.3%	Unchanged	Cut	Dec-25
Norway	Deposit Rate	4.25%	3.1%	1.2%	Lower	Hike	May-26
Peru	Policy Rate	4.25%	3.9%	0.3%	Lower	Cut	Sep-25
Saudi Arabia	Repo Rate	4.25%	1.8%	2.5%	Higher	Cut	Dec-25
Australia	Cash Rate	4.35%	4.2%	0.1%	Lower	Hike	May-26
Chile	Base Rate	4.75%	3.9%	0.9%	Lower	Cut	Jul-25
Indonesia	Repo Rate	4.75%	3.1%	1.7%	Higher	Cut	Sep-25
Philippines	Key Policy Rate	4.75%	6.8%	-2.1%	Lower	Cut	Oct-25
India	Repo Rate	5.25%	3.9%	1.3%	Higher	Cut	Dec-25
Mexico	Overnight Rate	6.50%	3.9%	2.6%	Lower	Cut	May-26
South Africa	Repo Rate	7.00%	4.0%	3.0%	Higher	Hike	May-26
Colombia	Repo Rate	10.25%	5.8%	4.4%	Higher	Hike	Jan-26
Brazil	Target Rate	14.50%	4.7%	9.8%	Higher	Cut	Apr-26
Russia	Key Policy Rate	16.50%	5.3%	11.2%	Lower	Cut	Oct-25
Argentina	Overnight Repo	29.00%	33.6%	-4.6%	Higher	Cut	Jan-25
Turkey	Repo Rate	37.00%	32.6%	4.4%	Higher	Cut	Jan-26

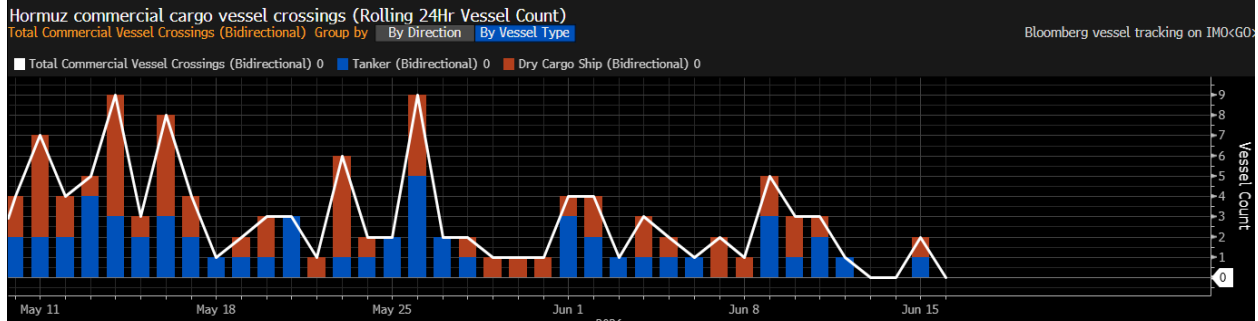
 CREATIVE PLANNING

@CharlieBilello

Data via Government Statistics
as of 6/16/26

TRUMP: SHIPS ARE STARTING TO MOVE THROUGH

HORMUZ

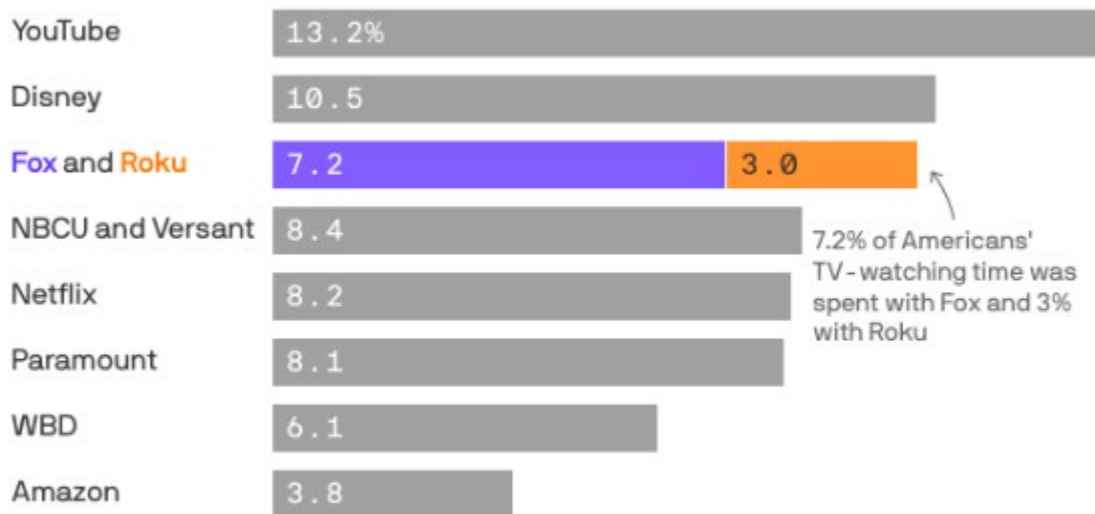


Starlink has now partnered with 41 airlines worldwide, covering more than 7,000 aircraft under installation or contract.

 American Airlines	 Southwest Airlines	 United Airlines	 British Airways	 Singapore Airlines	 Emirates	 Qatar Airways
 Air France	 Hawaiian Airlines	 Alaska Airlines	 Virgin Atlantic	 Lufthansa	 Korean Air	 airBaltic
 Air Canada	 Aer Lingus	 Air Busan	 Air Dolomiti	 Air New Zealand	 flydubai	 Air Seoul
 Asiana Airlines	 Austrian Airlines	 SWISS	 Scandinavian Airlines	 Gulf Air	 Iberia	 discover. airlines
 ITA Airways	 Vueling	 Brussels Airlines	 Jin Air	 LEVEL	 WestJet	 Edelweiss Air
 JSX	 ZIPAIR Tokyo	 Eurowings	 EL AL	 Arajet	 Aero	



Share of US TV Watch Time, March 2026



Data: Nielsen. Chart: Axios Visuals

MARKET CLOSES:

Dow climbs above 52,000 for first time as oil prices fall, but tech sell-off knocks down S&P 500

FRANCE'S CAC 40 UP 0.75%; SPAIN'S IBEX UP 0.59%

BRITAIN'S FTSE 100 UP 0.71%; GERMANY'S DAX UP 0.08%

ECONOMIC FIGURES:

- ◆ Import Prices M/M (May): +1.9% vs. +0.9% exp. (Prev. +1.9%)
- ◆ Import Prices Y/Y: +6.7% (Prev. +4.2%)
- ◆ Export Prices M/M (May): +1.3% (Prev. +3.3%)
- ◆ Export Prices Y/Y: +11.2% (Prev. +8.8%)

COMPANY NEWS:

EARNINGS

\$WLY Q4 EARNINGS

- ✓ Earnings Beat

Adj. EPS: \$1.67 vs \$1.65 est

YoY: ↑ 21.9% (from \$1.37)

✖ Revenue Miss

Sales: \$447.9M

YoY: ↑ 1.2% (from \$442.6M)

UPGRADES, DOWNGRADES, & COVERAGE

\$ROKU Rosenblatt Maintains Buy on Roku, Raises Price Target to \$160

6/16/2026	<u>HPP</u>	<u>Hudson Pacific Properties</u>	Downgrades	B of A Securities
6/16/2026	<u>SKT</u>	<u>Tanger</u>	Downgrades	B of A Securities
6/16/2026	<u>RUN</u>	<u>Sunrun</u>	Maintains	UBS
6/16/2026	<u>LEU</u>	<u>Centrus Energy</u>	Maintains	UBS
6/16/2026	<u>PLAY</u>	<u>Dave & Buster's Enter</u>	Maintains	UBS
6/16/2026	<u>CSR</u>	<u>Center</u>	Downgrades	BTIG
6/16/2026	<u>ENGN</u>	<u>enGene Therapeutics</u>	Maintains	HC Wainwright & Co
6/16/2026	<u>CAMP</u>	<u>Camp4 Therapeutics</u>	Upgrades	JP Morgan
6/16/2026	<u>NMRA</u>	<u>Neumora Therapeutics</u>	Maintains	HC Wainwright & Co
6/16/2026	<u>UWMC</u>	<u>UWM Holdings</u>	Maintains	BTIG
6/16/2026	<u>RKT</u>	<u>Rocket Companies</u>	Downgrades	BTIG
6/16/2026	<u>RITM</u>	<u>Rithm Capital</u>	Maintains	BTIG
6/16/2026	<u>PFSI</u>	<u>PennyMac Financial Servs</u>	Maintains	BTIG
6/16/2026	<u>ONIT</u>	<u>Onity Group</u>	Maintains	BTIG

ODDS & ENDS

\$AAPL is adding capacity in its iPhone supply chain with a new or upgraded manufacturing plant as part of the push to diversify production and boost resilience.

- ◆ Likely tied to India or Vietnam expansion to cut reliance on single-country manufacturing
- ◆ Supports higher volumes and quicker scaling for upcoming iPhone cycles

- ◆ Another step in making the supply chain less vulnerable to geopolitical or disruption risks

IEWS, OUTLOOKS, & OPINIONS:

The S&P500 can hit 9,000 this year, per Evercore.

Goldman Sachs cut its 2027 average Brent crude price forecast to \$75/bbl from \$80/bbl.

ECB'S LANE: ECONOMY IS RESILIENT

CURRENCY & COMMODITY:

Dollar slips as markets wait on Warsh's Fed debut

Gold rises more than 1% as U.S.-Iran peace deal optimism eases rate hike bets

NYMEX WTI crude July futures settle at \$76.05 a barrel, down \$4.70, 5.82%.

NYMEX gasoline July futures settle at \$2.8805 a gallon.

NYMEX Diesel July futures settle at \$3.1702 a gallon.

NYMEX Natural gas July futures settle at \$3.2390/MMBTU

CRYPTOCURRENCIES, AI, DIGITAL, & BLOCKCHAIN

*BINANCE SET TO LOSE EU LICENSE BID: REUTERS

Elon Musk is now worth more than Bitcoin's entire market cap. Elon Musk: \$1.4 trillion Bitcoin: \$1.3 trillion

CENTRAL BANK, FEDERAL RESERVE, LENDING & STIMULUS:

ECB'S LANE: RATE HIKE WAS "STRAIGHTFORWARD DECISION

HOUSING, LENDING, RATES, BONDS:

- ◆ Housing Starts (May): 1.177M vs. 1.440M exp. (Prev. 1.465M)
- ◆ Housing Starts M/M: -15.4% (Prev. -2.8%)
- ◆ Building Permits (May): 1.413M vs. 1.410M exp. (Prev. 1.423M)
- ◆ Building Permits M/M: -0.7% (Prev. +4.4%)

GLOBAL:

Brazil Retail Sales (M/M) Apr -1.5% (est -0.6%; prev 0.5%) Brazil Retail Sales (Y/Y) Apr 1.0% (est 2.0%; prev 4.0%)

BRAZIL OIL REGULATOR ANP APPROVES 740M REAIS PAYMENT TO PETROBRAS UNDER FIRST PERIOD OF DIESEL SUBSIDY PROGRAM.

LEGAL & REGULATION:

PMORGAN RECORDS SOUGHT IN PROBE INTO EPSTEIN'S RANCH: WSJ

GOOGLE RECORDS SOUGHT IN PROBE INTO EPSTEIN'S RANCH: WSJ

M&A, CORPORATE ACTION:

Yum Brands sells Pizza Hut to private equity firm LongRange Capital for \$2.7 billion

Elon Musk's SpaceX \$SPCX to acquire AI coding startup Cursor for \$60,000,000,000.

ON THIS DAY IN HISTORY:

What Happened on June 16?

2010 – The world's first country-wide total tobacco ban goes into effect

Bhutan banned the cultivation, harvesting, production, and sale of tobacco and tobacco products. It is still legal in the South Asian country to smoke in a private setting, but obtaining tobacco products legally is close to impossible.

1976 – South African police kill hundreds of protesting schoolchildren

1967 – The Monterey Pop Festival opens

1963 – Valentina Tereshkova becomes the first woman in space

1960 – Alfred Hitchcock's film Psycho is premiered

BIRTHS & DEATHS:

Births on June 16

1971 – Tupac Shakur

American rapper, producer, actor

1912 – Enoch Powell

1890 – Stan Laurel

1882 – Mohammad Mosaddegh

1723 – Adam Smith

Deaths on June 16

2014 – Tony Gwynn

American baseball player, coach

1993 – Lindsay Hassett

1977 – Wernher von Braun











1969 – Harold Alexander, 1st Earl Alexander of Tunis

1722 – John Churchill, 1st Duke of Marlborough



	LAST	CHANGE	% CHG
.DJI	52,002.94 USD	+331.91	+0.64%
.IXIC	26,376.344 USD	-307.597	-1.15%
.SPX	7,511.57 USD	-42.72	-0.57%
@SP:1	7,525.25 USD	-36.00	-0.48%
.VIX	16.31 USD	+0.11	+0.68%
@CL:1	77.00 USD	-3.75	-4.64%
@GC:1	4,358.40 USD	+6.80	+0.16%
@SI:1	70.26 USD	+0.08	+0.11%
US10Y	4.437%	-0.032	-0.716%
BTC.CM=	65,587.49 USD	-1,021.17	-1.53%
ETC.BF=	7.39 USD	-0.03	-0.34%
CAD=	1.3996	+0.0007	+0.05%
EUR=	1.1607	+0.0017	+0.1467%
GBP=	1.3422	+0.001	+0.07%
JPY=	160.46	+0.14	+0.09%
AAPL	299.24 USD	+2.82	+0.95%
AMZN	246.00 USD	-0.02	-0.01%
BRK.B	494.95 USD	-0.57	-0.12%
DEFT	0.5787 USD	-0.0313	-5.1311%
TSLA	404.66 USD	-6.49	-1.58%
META	600.21 USD	+6.73	+1.13%
MSFT	393.83 USD	-5.93	-1.48%
GOOGL	373.25 USD	+3.90	+1.06%
NVDA	207.41 USD	-5.04	-2.37%
QQQ	729.86 USD	-14.14	-1.90%
NFLX	78.72 USD	-2.95	-3.61%
UVXY	25.84 USD	+0.07	+0.25%
XOM	141.87 USD	+0.95	+0.67%
ARM	396.13 USD	-16.42	-3.98%
DIS	101.33 USD	-0.36	-0.35%

	LAST	CHANGE	% CHG
SLV	63.39 USD	-0.08	-0.13%
PSLV	22.34 USD	-0.04	-0.18%
AG	19.42 USD	+0.52	+2.75%
SPCX	201.68 USD	+9.18	+4.77%
BITO	8.92 USD	-0.13	-1.44%
AA	62.88 USD	-1.28	-2.00%
UNH	407.65 USD	-3.39	-0.82%
AI	10.93 USD	-0.10	-0.91%
LLY	1,123.47 USD	-5.88	-0.52%
RH	146.91 USD	-1.21	-0.82%
COIN	169.27 USD	-0.35	-0.21%
CRK	13.34 USD	+0.29	+2.22%
CVX	180.15 USD	-0.25	-0.14%
GLW	177.51 USD	-10.37	-5.52%
SBUX	101.68 USD	+0.09	+0.09%
MNTN	8.81 USD	-0.05	-0.56%
HIMS	31.47 USD	+1.30	+4.31%
RIOT	27.42 USD	+0.04	+0.15%
DEFI	74.42 USD	-0.90	-1.20%
XRPI	6.76 USD	-0.32	-4.52%
ASTS	82.25 USD	-5.32	-6.08%
BRZE	21.18 USD	-0.55	-2.53%
DJT	8.16 USD	-0.28	-3.32%
GME	21.46 USD	-0.28	-1.29%
BA	227.49 USD	-1.46	-0.64%
DKS	225.89 USD	+5.85	+2.66%
FDX	335.74 USD	-3.01	-0.89%
NKE	45.04 USD	-0.16	-0.35%
MSTR	122.81 USD	-8.33	-6.35%
QS	6.92 USD	-0.31	-4.29%

Coin		Price	1h	24h	7d	24h Volume	Market Cap
 Bitcoin BTC	Buy	\$65,588.12	▼ 0.1%	▼ 1.5%	▲ 6.2%	\$26,591,453,009	\$1,314,169,106,884
 Ethereum ETH	Buy	\$1,792.17	▼ 0.0%	▼ 1.7%	▲ 8.5%	\$14,782,495,343	\$216,226,259,839
 Tether USDT		\$0.9991	▼ 0.0%	▼ 0.0%	▼ 0.0%	\$52,418,811,333	\$186,384,573,598
 BNB BNB	Buy	\$606.55	▲ 0.0%	▼ 2.2%	▲ 1.7%	\$1,022,494,694	\$81,716,581,230
 XRP XRP	Buy	\$1.22	▼ 0.3%	▼ 4.4%	▲ 6.9%	\$2,245,339,026	\$75,506,732,943
 USDC USDC		\$0.9998	▼ 0.0%	▲ 0.0%	▼ 0.0%	\$11,861,936,231	\$74,908,746,304
 Solana SOL	Buy	\$73.70	▲ 0.0%	▼ 2.0%	▲ 13.2%	\$2,526,339,459	\$42,779,024,395
 TRON TRX	Buy	\$0.3163	▼ 0.2%	▼ 1.1%	▼ 2.0%	\$558,781,070	\$29,998,524,787
 Figure Heloc FIGR_HELOC	Buy	\$1.03	▲ 0.1%	▲ 0.2%	▲ 0.2%	\$33,543,124	\$19,511,524,371
 Hypertliquid HYPE	Buy	\$72.26	▼ 0.6%	▲ 7.7%	▲ 22.5%	\$2,480,954,837	\$16,071,171,063

Symbol	Price~	Exp Date	Type	Strike	Moneyness	Bid	Latest	Ask	Volume	Open Int	Vol/OI	Imp Vol	IV	Delta
GSK	52.29	08/21/26 (66)	Put	45.00	-13.94%	0.50	0.50	0.60	26,347	134	196.62	26.03%	33.92%	-0.1354
LRCX	371.93	09/18/26 (94)	Put	340.00	-8.62%	37.25	37.90	37.90	22,843	156	146.43	70.36%	75.04%	-0.3249
CMCSA	23.40	08/21/26 (66)	Put	20.00	-14.35%	0.28	0.31	0.32	55,981	477	117.36	30.82%	37.45%	-0.1452
DOMO	2.02	07/17/26 (31)	Call	2.50	-21.36%	0.30	0.33	0.35	32,580	327	99.63	200.87%	206.00%	0.4785
TSLA	406.60	06/17/26 (1)	Put	402.50	-0.78%	2.42	2.46	2.46	43,152	565	76.38	42.59%	50.12%	-0.3392
RBLX	49.34	07/02/26 (16)	Call	52.00	-5.95%	1.75	1.77	1.83	9,822	141	69.66	64.75%	67.13%	0.3934
TSLA	406.60	06/17/26 (1)	Call	405.00	+0.16%	5.15	5.20	5.25	61,166	948	64.52	42.59%	50.26%	0.5708
NBIS	267.87	07/02/26 (16)	Put	200.00	-25.65%	4.45	4.50	4.60	27,348	460	59.45	110.03%	132.25%	-0.1108
TSLA	406.60	06/17/26 (1)	Call	407.50	-0.46%	3.90	3.95	3.95	45,708	786	58.15	42.59%	50.38%	0.4780
AAOI	171.77	06/18/26 (2)	Put	157.50	-8.05%	2.00	2.23	2.30	8,257	147	56.17	125.87%	146.83%	-0.1967
TSLA	406.60	06/17/26 (1)	Put	417.50	+2.92%	11.60	11.62	11.85	7,449	138	53.98	42.59%	51.47%	-0.8304
CSX	46.99	06/18/26 (2)	Call	48.00	-2.19%	0.20	0.20	0.30	31,384	598	52.48	25.64%	43.99%	0.2709
XPEV	13.82	01/15/27 (213)	Put	13.00	-6.00%	1.85	2.00	2.00	5,220	103	50.68	55.10%	60.34%	-0.3454
NFLX	78.58	06/26/26 (10)	Call	79.00	-0.96%	1.53	1.55	1.55	4,739	100	47.39	44.11%	31.96%	0.4865
TSLA	406.60	06/17/26 (1)	Put	400.00	-1.39%	1.71	1.72	1.74	100,408	2,174	46.19	42.59%	50.86%	-0.2601
TSLA	406.60	06/17/26 (1)	Put	415.00	+2.30%	9.55	9.79	9.75	32,457	730	44.46	42.59%	50.60%	-0.7720
TSLA	406.60	06/17/26 (1)	Call	402.50	+0.78%	6.70	6.60	6.80	24,546	578	42.47	42.59%	50.71%	0.6593
MSFT	393.22	06/17/26 (1)	Call	395.00	-0.60%	2.22	2.29	2.30	20,417	502	40.67	29.74%	35.44%	0.4263
WULF	28.20	07/02/26 (16)	Call	35.00	-23.54%	0.32	0.40	0.46	5,931	151	39.28	89.97%	92.81%	0.1495
TSLA	406.60	06/17/26 (1)	Put	405.00	-0.16%	3.35	3.43	3.45	82,717	2,222	37.23	42.59%	49.82%	-0.4289
MSFT	393.22	06/17/26 (1)	Call	392.50	+0.04%	3.40	3.45	3.45	9,513	256	37.16	29.74%	34.80%	0.5632
AAPL	298.62	06/17/26 (1)	Put	297.50	-0.49%	1.13	1.12	1.14	36,391	983	37.02	21.59%	24.43%	-0.4100
GOOGL	373.15	06/17/26 (1)	Call	372.50	+0.17%	2.39	2.40	2.52	25,547	701	36.44	30.42%	34.07%	0.4798
META	599.50	06/17/26 (1)	Call	620.00	-3.52%	0.33	0.34	0.36	22,128	619	35.75	33.08%	42.84%	0.0601
GOOGL	373.15	06/17/26 (1)	Put	367.50	-1.51%	0.92	1.04	1.03	6,901	200	34.51	30.42%	34.55%	-0.2429