



THURSDAY, 28-MAY-26

CLICK [*HERE*](#) FOR A QUICK MARKET RECAP HYPERLINK

TOP HEADLINES FROM TODAY:

WORLD & MARKET HEADLINES:

- S&P 500 and Nasdaq close at new records, lifted by tech rally
 - NASDAQ CLOSES STRONGLY HIGHER, GAINING 243.19 POINTS OR 0.91% TO FINISH AT 26,917.93
 - S&P 500 CLOSES HIGHER, RISING 0.58% TO FINISH AT 7,564.22
 - DOW JONES ENDS SLIGHTLY HIGHER, GAINING 30.68 POINTS OR 0.06% TO CLOSE AT 50,674.96
- Fed's Williams: Monetary policy is right where we want it to be, it is well-positioned.
- FED'S MUSALEM: SEE RISKS THAT INFLATION MAY NOT CONVERGE TO TARGET AS WE WOULD LIKE
 - FED'S MUSALEM; THERE IS A SCENARIO WHERE ECONOMY MIGHT REQUIRE A RATE INCREASE.
 - IF WE DON'T SEE DISINFLATION IN NEXT 1-2 QUARTERS THAT WOULD CONCERN ME
 - FED'S MUSALEM; HIGHER INFLATION EXPECTATIONS WOULD ALSO CONCERN ME
- *BEST BUY SHARES CLOSE UP 16%, MOST SINCE 2020
- U.S. health care spending reached \$5.3 trillion in 2024 (\$15,474 per person).
 - This represented 18.0% of GDP, up from 17.7% in 2023." --Grok
- GOLDMAN'S WALDRON: INFLATION IS PROBABLY THE SINGLE BIGGEST RISK ELEMENT
- "Donald Trump risks triggering a financial crisis," the European Central Bank has said
- **GAS PRICES POST BIGGEST DROP OF 2026**
 - U.S. gas prices fell 15.2¢/gal in a week to about \$4.405/gal, with diesel at \$5.52/gal (GasBuddy).
 - Prices could fall further, but remain volatile amid U.S.–Iran tensions.

GLOBAL POLITICS TODAY:

- US TREASURY SECRETARY BESENT ALSO SAID OIL PRICES SHOULD FALL BELOW PRE-CONFLICT LEVELS ONCE ENERGY FLOWS NORMALIZE, WHILE REAFFIRMING THAT THE US IS RETURNING TO A DISINFLATIONARY TREND. HE NOTED AVERAGE TAX REFUNDS ARE RUNNING 11% ABOVE LAST YEAR, SIGNALING CONSUMER STRENGTH.
- US TREASURY SECRETARY BESENT ON TECHNOLOGY POLICY, BESENT SAID THE US REMAINS THE GLOBAL “AI SUPERPOWER,” WITH CHINA SECOND, AND CONFIRMED THE ADMINISTRATION IS WORKING CLOSELY WITH AI LABS TO BALANCE INNOVATION AND SAFETY UNDER THE NEW AI EXECUTIVE ORDER. HE ALSO SAID THERE ARE NO PLANS FOR A US CENTRAL BANK DIGITAL CURRENCY.

GLOBAL CONFLICT;

- MOU INCLUDES IRAN COMMITMENT NOT TO PURSUE NUCLEAR WEAPON:AXIOS
 - US NAVAL BLOCKADE WOULD ALSO BE LIFTED : AXIOS
 -
- US has the troops in place to strike Cuba, per POLITICO
- Iran's Supreme Leader Mujtaba Khamenei said enemies are trying to sow division.
- ISLAMABAD WILL OFFER WASHINGTON THE TRANSFER OF IRANIAN URANIUM TO BEIJING UNDER INTERNATIONAL CONTROL

KEY HEADLINES WE *REALLY* CARE ABOUT

- 70% of people check social media within 10 minutes of waking up. *(The other 30% forgot to charge their phone...)*
- *GOLDMAN'S WALDRON: CONSUMER IS EXTRAORDINARILY RESILIENT (~~---~~*BECAUSE they've DRAINED their savings...*)
- POLYMARKET WANTS TRADERS TO ID THEMSELVES AS IT FACES SANCTIONS, LEGAL RISKS – INFORMATION (*“BigDogTrader23, reporting for duty!..)*
- China barbecue chain refunds diners US\$162,000 for ‘not properly grilled’ food-scmp (*Some things you just don’t want to know....)*
- FBI arrests senior CIA official after finding \$40,000,000 in stolen gold bars at his home. (*Sir— please empty your pockets...)*
- UK RESIDENT DOCTORS TO STRIKE IN JUNE - SKY NEWS (*If you look around, it seems their dentists have been on strike for 200 years.)*


Too Tired To Try; Thursday

It's getting impossible to find good help....



The US economy has now been in an expansion for 71 months.

- The average expansion since 1949: 67 months
- The longest: 128 months (Jun '09 - Feb '20)
- The shortest: 12 months (Jul '80 - Jul '81)

U.S. Economic Expansions (1949 - 2026)			
US Expansion Period	# Months	Cumulative Real GDP (%)	Annualized Real GDP (%)
Apr 2020 to Mar 2026	71	27%	4.1%
Jun 2009 to Feb 2020	128	29%	2.4%
Nov 2001 to Dec 2007	73	17%	2.6%
Mar 1991 to Mar 2001	120	42%	3.5%
Nov 1982 to Jul 1990	92	38%	4.3%
Jul 1980 to Jul 1981	12	2%	2.5%
Mar 1975 to Jan 1980	58	20%	3.8%
Nov 1970 to Nov 1973	36	12%	3.9%
Feb 1961 to Dec 1969	106	52%	4.9%
Apr 1958 to Apr 1960	24	11%	5.6%
May 1954 to Aug 1957	39	12%	3.7%
Oct 1949 to Jul 1953	45	24%	5.8%
Averages	67	24%	3.9%
 CREATIVE PLANNING			
		<i>Data Source: NBER, YCharts</i>	<i>@CharlieBilello</i>

March to April saw the biggest monthly jump in median new home sales price since 2019: up 8% from \$391.1K

-ZeroHedge



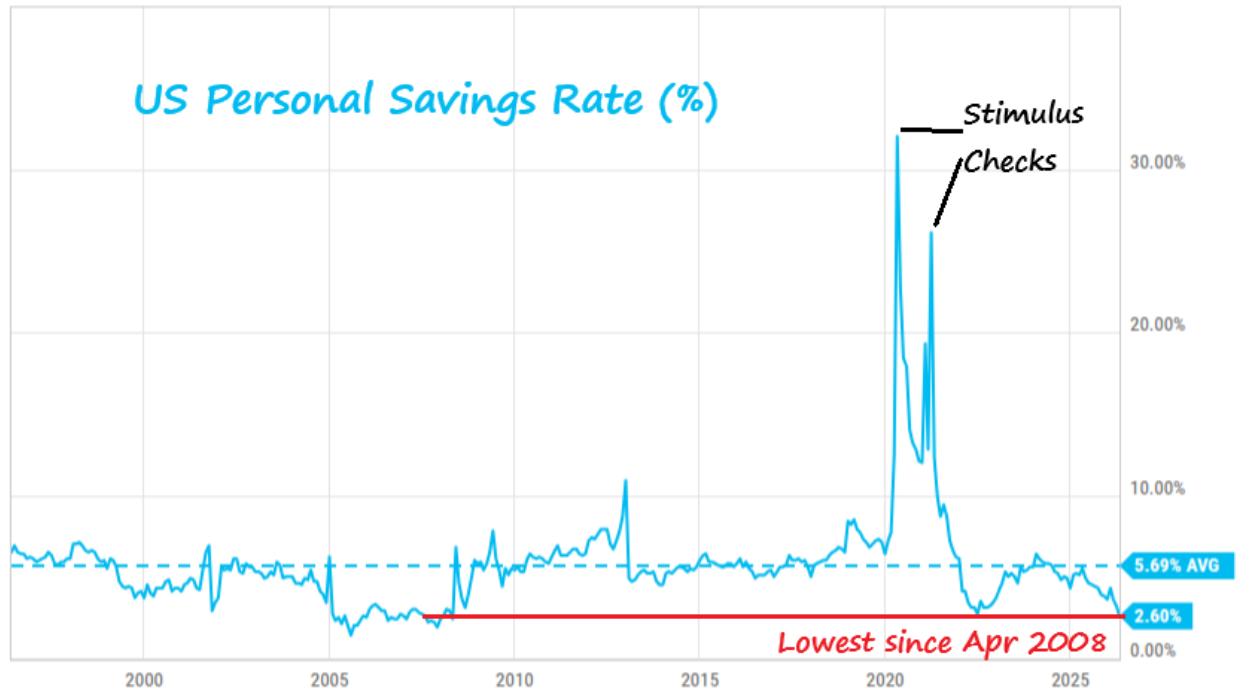
My daughter tried to hide the car dent..... I am still mad



**The Personal Savings Rate in the US has moved down to
2.6%, the lowest level since April 2008.**

- Average over the last 30 years is 5.7%.
- Persistent inflation is taking its toll.

US Personal Saving Rate (I:USPSR) VAL 2.60%

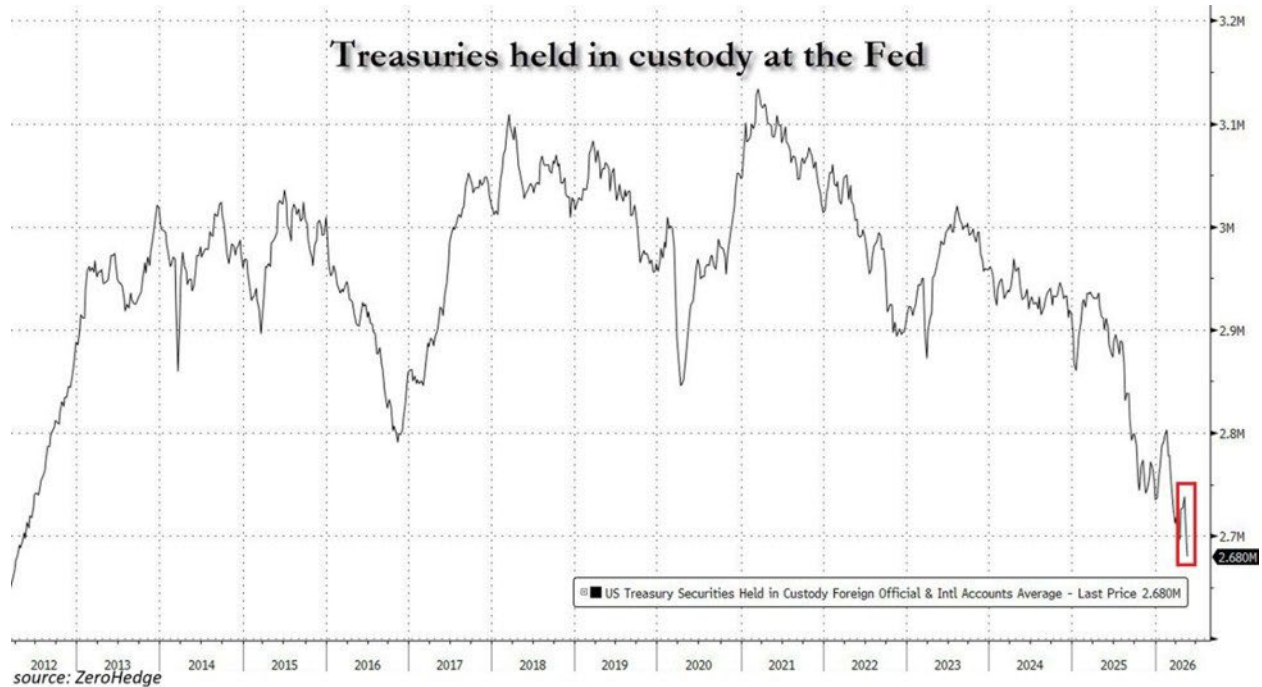


CREATIVE PLANNING @CharlieBilello

May 28, 2026, 11:31 AM EDT Powered by YCHARTS

Foreign US Treasuries held in Fed custody are down to \$2.68 trillion, the lowest since 2012.-ZeroHedge

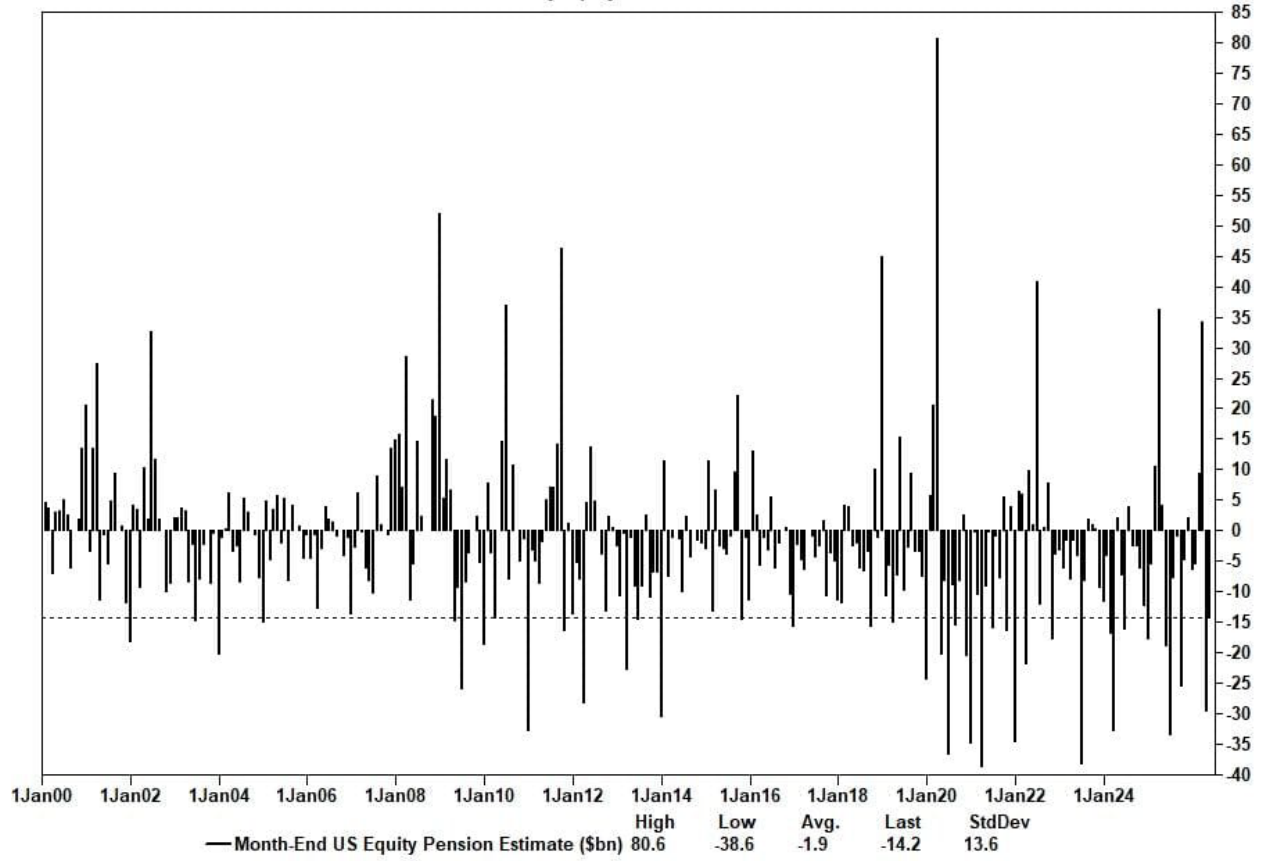
- This measures the value of US government bonds held on behalf of foreign governments, central banks, and other international institutions through accounts at the Federal Reserve.
- Since March 2025, Treasury holdings of foreign institutions have declined by -\$265 billion.
- The drop accelerated since the start of the Iran War, with holdings falling ~\$120 billion in just 3 months.
- By comparison, Treasuries held in custody at the Fed peaked at \$3.14 trillion in March 2021.
- This comes as foreign central banks and governments have sold Treasuries to raise US Dollars to prop up their currencies against the inflationary pressures of surging oil prices.
- Foreigners are reducing their exposure to US government debt.



Pension flows-Goldman Sachs

- US pensions are modeled to SELL \$14bn of US equities for month-end. \$14bn to sell ranks in the 69th percentile amongst all buy and sell estimates in absolute dollar value over the past three years and in the 80th percentile going back to Jan 2000. This is the 12th largest non-quarterly sell estimate on record.

Monthly Equity Pension Estimate



And now you know...



MARKET CLOSES:

S&P 500 and Nasdaq close at new records, lifted by tech rally

European stocks slide, but defense sector rallies after Ukraine ratifies \$105 billion EU loan deal

Middle East tensions rattle Asia markets after fresh U.S. strikes in Iran

ECONOMIC FIGURES:

- Inflation (PCE)
 - ◆ Headline PCE (Y/Y): 3.8% vs. 3.8% est. (prev. 3.5%)
 - ◆ Headline PCE (M/M): 0.4% vs. 0.5% est. (prev. 0.7%) ✓ softer
 - ◆ Core PCE (Y/Y): 3.3% vs. 3.3% est. (prev. 3.2%)
*HIGHEST SINCE OCTOBER 2023
 - ◆ Core PCE (M/M): 0.2% vs. 0.3% est. (prev. 0.3%) ✓ cooler than expected
- Consumer Spending
 - ◆ Personal Spending: 0.5% M/M vs. 0.5% est. (prev. 0.9%) inline
 - ◆ Real Personal Spending: 0.1% M/M
 - ◆ Q1 Real Consumer Spending (2nd Est): 1.4% vs. 1.6% est. (prev. 1.9%) ✗ softer
- Growth / GDP

- ◆ Q1 GDP (2nd Est): 1.6% Q/Q vs. 2.0% est. (prev. 0.5%) ❌ miss
 - ◆ GDP Sales: 1.5% vs. 1.6% est. (prev. 0.3%)
 - ◆ Corporate Profits: -0.4% Q/Q (prev. 5.7%) ugly reversal
 - ◆ GDP Price Index: 3.5% vs. 4.5% est. (prev. 3.7%) ✅ cooler
- US Durable Goods Orders (M/M) Apr P: 7.9% (est 4.0%; prev 0.8% prev R 1.3%)
 - Durables Ex-Transportation (M/M): 1.1% (est 0.5%; prev 0.9% prev R 1.1)
 - Cap Goods Orders Nondef Ex Air (M/M): -1.1% (est 0.4%; prev 3.4% prev R 3.9%)
 - Cap Goods Ship Nondef EX Air (M/M): 0.4% (est 0.6; prev 1.2% prev R 1.3%)

COMPANY NEWS:

EARNINGS

AUTODESK \$ADSK

EARNINGS ARE OUT! EPS: \$2.99 | Est. \$2.84 REV: \$1.93B | Est. \$1.89B IMPLIED MOVE TOMORROW: ±7.82%

 Best Buy \$BBY

Q1 Earnings

Earnings Beat

Adj. EPS: \$1.28 (beat \$1.23 est.)

Revenue Beat

Sales: \$8.936B (beat \$8.828B est.)

\$COST Q3 EARNINGS SUMMARY

EPS: \$4.93 vs \$4.92 est

Revenue: \$70.53B vs \$69.64B est

Comps:

- U.S. +9.4%
- Canada +10.7%
- International +11.2%
- Total +9.8%

E-commerce:

- +21.5%

DELL

Q1 earnings:

- Revenue: \$43.8B vs \$35.4B est, massive beat
- Adjusted EPS: \$4.86 vs \$2.94 est, massive beat
- Adjusted net income: \$3.19B vs \$1.96B est, beat
- Adjusted operating income: \$4.24B vs \$2.73B est, beat
- Net income: \$3.44B

FY revenue guidance: \$60B

Beat across the board.

 Dollar Tree \$DLTR

Q1 Earnings

Earnings Beat

Adj. EPS: \$1.74 (beat \$1.55 est.)

YoY: ↑ 38.1% (from \$1.26)

Revenue Beat

Sales: \$4.976B (beat \$4.965B est.)

YoY: ↑ 7.25% (from \$4.640B)

 Hormel Foods \$HRL


Q2 Earnings

Earnings Beat

Adj. EPS: \$0.40 (beat \$0.36 est.)

Revenue Beat

Sales: \$2.973B (beat \$2.954B est.)

 Kohl's \$KSS

Q1 Earnings Earnings Beat


Adj. EPS: \$(0.13) (beat \$(0.19) est.)

YoY: Flat (from \$(0.13))

✅ Revenue Beat

Sales: \$3.167B (beat \$2.991B est.)

YoY: ↓ 2.04% (from \$3.233B)

 Royal Bank of Canada \$RY

Q2 Earnings

✅ Earnings Beat

Adj. EPS: \$3.90 (beat \$3.76 est.)

YoY: ↑ 25% (from \$3.12)

✅ Revenue Beat

Sales: \$17.453B (beat \$17.150B est.)

YoY: ↑ 11.36% (from \$15.672B)

 Toronto-Dominion Bank \$TD

Q2 Earnings

✅ Earnings Beat

Adj. EPS: \$2.38 (beat \$2.13 est.)

YoY: ↑ 20.81% (from \$1.97)

✅ Revenue Beat

Sales: \$15.797B (beat \$14.675B est.)

YoY: ↓ 31.13% (from \$22.937B)

UPGRADES, DOWNGRADES, & COVERAGE

\$MRVL MORGAN STANLEY raised its PT for MARVELL to \$195.00 from \$172.00.

\$UBER BTIG Reiterates Buy on Uber Technologies, Maintains \$100 Price Target

UPGRADES

- ◆ \$A: Buy at BofA Securities; PT \$145 (prev. \$150)
- ◆ \$D : Buy at Jefferies; PT \$76 (prev. \$65)
- ◆ \$DKS : Overweight at JPMorgan; PT \$270
- ◆ \$EQ: Outperform at Leerink; PT \$6
- ◆ \$IART : Neutral at Citi; PT \$16 (prev. \$17)
- ◆ \$LYB: Overweight at Wells Fargo; PT \$98 (prev. \$80)
- ◆ \$PWR: Outperform at Oppenheimer; PT \$800

DOWNGRADES

- ◆ \$BAX: Sell at Citi; PT \$17 (prev. \$19)
- ◆ \$BSX: Equal Weight at Wells Fargo; PT \$55 (prev. \$75)
- ◆ \$EA: Hold at Argus
- ◆ \$HAFC: Neutral at Brean Capital
- ◆ \$JACK: Neutral at Guggenheim
- ◆ \$MLI: Neutral at Northcoast
- ◆ \$PDD: Neutral at Macquarie; PT \$87 (prev. \$151)
- ◆ \$PDD: Equal Weight at Barclays; PT \$89 (prev. \$165)
- ◆ \$RLJ : Outperform at Raymond James; PT \$11 (prev. \$9)
- ◆ \$VRRM : Neutral at UBS; PT \$4 (prev. \$23)

ODDS & ENDS

AIRBUS SIGNS COOPERATION AGREEMENTS WITH CAE, L3HARRIS, AND RTX UNIT PRATT & WHITNEY CANADA, STRENGTHENING TIES WITH KEY CANADIAN DEFENCE INDUSTRY PARTNERS

VIEWS, OUTLOOKS, & OPINIONS:

Federal Reserve Governor Austan Goolsbee stated that Asia is facing a shock akin to traditional stagflation, according to CNBC.

Fed's Goolsbee said energy inflation has shown greater persistence than expected, CNBC reported.

GOLDMAN'S WALDRON: INFLATION IS PROBABLY THE SINGLE BIGGEST RISK ELEMENT

CURRENCY & COMMODITY:

Dollar falls on report of U.S.-Iran agreement to extend ceasefire

Gold prices pare losses after U.S. inflation data

Oil prices turn lower as U.S.-Iran ceasefire extension awaits Trump approval

CRYPTOCURRENCIES, AI, DIGITAL, & BLOCKCHAIN

Cash App is rolling out USDC to nearly 60 million users. Fee-free, multi-chain, instant.

GRAYSCALE DELAYS IPO PLANS, CITES UNFAVORABLE MARKET CONDITIONS

CENTRAL BANK, FEDERAL RESERVE, LENDING & STIMULUS:

FED'S MUSALEM: SEE RISKS THAT INFLATION MAY NOT CONVERGE TO TARGET AS WE WOULD LIKE

FED'S MUSALEM; THERE IS A SCENARIO WHERE ECONOMY MIGHT REQUIRE A RATE INCREASE || IF WE DON'T SEE DISINFLATION IN NEXT 1-2 QUARTERS THAT WOULD CONCERN ME

FED'S MUSALEM; HIGHER INFLATION EXPECTATIONS WOULD ALSO CONCERN ME

FED'S WILLIAMS: HIGHER PRODUCTIVITY RATES CAN RAISE REAL INTEREST RATE

Fed's Williams: Monetary policy is right where we want it to be, it is well-positioned.

*SOUTH AFRICA RAISES BENCHMARK RATE BY 25BPS TO 7%; EST. 7.00%

HOUSING, LENDING, RATES, BONDS:

US April new single-family home sales:

- Sales: 622K annualized vs 665K est, miss

- MoM: -6.2%

- Supply: 9.4 months vs 8.7 in March

- Median price: \$422,500, +2.2% YoY

By region: West +18.7%, but South -9.8%, Northeast -12.9%, Midwest -25.0%.

GLOBAL:

The US Treasury Department's website said the United States has imposed a new round of Iran-related sanctions, adding the Persian Gulf Strait Administration to the Specially Designated Nationals and Blocked Persons (SDN) list.

South African Reserve Bank projects fuel inf for 2026 at 15.6%. South African central bank says a prolonged closure of a strait would push inf to 5%; expects two further rate hikes, with up to three additional hikes in a worst-case scenario.

LEGAL & REGULATION:

A Google software engineer allegedly earned \$1.2 million by illegally trading contracts on Polymarket that allowed people to bet on who would be revealed as the most searched people of 2025, per WSJ

M&A, CORPORATE ACTION:

CAESARS ENTERTAINMENT TO BE TAKEN PRIVATE IN \$17.6 BILLION DEAL \$CZR

ON THIS DAY IN HISTORY:

Today in History, May 28

1998 – Pakistan detonates five atom bombs

The nuclear tests came as a response to India's tests just days earlier. Fearing a devastating conflict between the two nuclear powers, a number of countries, including the U.S. and Japan, imposed economic sanctions.

1987 – Mathias Rust lands on the Red Square in Moscow

1961 – Amnesty International is founded

1937 – Volkswagen (VW) is founded

1936 – Alan Turing submits On Computable Numbers for publication

BIRTHS & DEATHS:

Births On This Day, May 28

1968 – Kylie Minogue

Australian singer-songwriter, producer, actress

1944 – Rudy Giuliani

1923 – György Ligeti

1908 – Ian Fleming

1883 – Vinayak Damodar Savarkar

Deaths On This Day, May 28

2014 – Maya Angelou

American author, poet, actress, director

1972 – Edward VIII

1937 – Alfred Adler

1849 – Anne Brontë

1843 – Noah Webster



	LAST	CHANGE	% CHG		LAST	CHANGE	% CHG
.DJI	50,669.71 USD	+25.43	+0.05%	SLV	68.36 USD	+0.86	+1.27%
.IXIC	26,917.471 USD	+242.736	+0.91%	PSLV	24.12 USD	+0.25	+1.05%
.SPX	7,563.78 USD	+43.42	+0.58%	AG	20.58 USD	+0.91	+4.63%
@SP.1	7,582.75 USD	+42.75	+0.57%	BITO	10.01 USD	-0.20	-1.96%
.VIX	15.65 USD	-0.64	-3.93%	AA	75.59 USD	+2.44	+3.34%
@CL.1	89.27 USD	+0.59	+0.67%	UNH	382.53 USD	-1.48	-0.39%
@GC.1	4,529.20 USD	+47.70	+1.06%	AI	10.22 USD	+0.63	+6.57%
@SI.1	75.855 USD	+0.96	+1.28%	LLY	1,127.56 USD	+44.64	+4.12%
US10Y	4.453%	-0.028	-0.6249%	RH	149.15 USD	+5.57	+3.88%
BTC.CM=	73,296.26 USD	-1,591.65	-2.13%	COIN	182.25 USD	+8.47	+4.87%
ETC.BF=	8.31 USD	-0.28	-3.23%	CRK	13.65 USD	+0.42	+3.17%
CAD=	1.3782	-0.0058	-0.4191%	CVX	183.14 USD	+0.74	+0.41%
EUR=	1.1646	+0.0022	+0.1893%	GLW	182.97 USD	-7.92	-4.15%
GBP=	1.3438	+0.0011	+0.08%	SBUX	100.74 USD	-1.36	-1.33%
JPY=	159.23	-0.28	-0.1755%	MNTN	8.97 USD	+0.12	+1.36%
AAPL	312.51 USD	+1.66	+0.53%	HIMS	25.38 USD	+0.18	+0.71%
AMZN	274.00 USD	+2.15	+0.79%	RIOT	27.74 USD	+0.80	+2.97%
BRK.B	477.42 USD	-2.50	-0.52%	DEFI	83.18 USD	-1.79	-2.11%
DEFT	0.662 USD	+0.0005	+0.0756%	XRPI	7.31 USD	-0.08	-1.13%
TSLA	442.10 USD	+1.74	+0.40%	ASTS	133.09 USD	+3.49	+2.69%
META	635.29 USD	+0.03	+0.01%	BRZE	23.36 USD	-1.22	-4.96%
MSFT	426.99 USD	+14.32	+3.47%	DJT	8.90 USD	+0.33	+3.85%
GOOGL	390.13 USD	+1.30	+0.33%	GME	21.68 USD	UNCH	UNCH
NVDA	214.28 USD	+1.68	+0.79%	BA	228.78 USD	+4.48	+2.00%
QQQ	735.60 USD	+6.15	+0.84%	DKS	226.31 USD	+7.10	+3.24%
NFLX	86.36 USD	-0.99	-1.13%	FDX	411.40 USD	-0.38	-0.09%
UVXY	29.49 USD	-0.90	-2.96%	NKE	47.37 USD	+1.39	+3.02%
XOM	146.99 USD	-0.91	-0.62%	MSTR	151.64 USD	-2.56	-1.66%
ARM	335.27 USD	+32.56	+10.76%	QS	9.13 USD	+0.02	+0.22%
DIS	103.77 USD	-0.42	-0.40%	AAL	14.65 USD	-0.27	-1.81%

RECAP 5/28 Unusual Puts:

[\\$LRCX](#) Aug 290 P
[\\$HOOD](#) Jun05 73 P
[\\$LCID](#) Jun05 6 P
[\\$FRMI](#) Jun 5.5 P
[\\$PATH](#) Sep 9 P
[\\$WBD](#) Jul 25 P
[\\$UPST](#) Jan 27.5 P
[\\$APA](#) Jun05 35 P

RECAP 5/28 Unusual Calls:

[\\$CLOV](#) Jul 5 C
[\\$BTDR](#) Jun26 16.5 C
[\\$META](#) Aug 700 C
[\\$PDD](#) Sep 90 C
[\\$IONQ](#) Jun 120 C
[\\$NVDA](#) Jun12 225 C
[\\$MOS](#) Jul 28 C
[\\$RXXR](#) Jun05 3.5 C
[\\$CMCSA](#) Jun 25.5 C
[\\$IHI](#) Oct 55 C
[\\$MBLY](#) Jul 14 C
[\\$NET](#) Jan 290 C
[\\$F](#) Jul 17 C
[\\$EWY](#) Jun 210 C
[\\$SOFI](#) Sep 23 C
[\\$FRMI](#) Nov 11 C
[\\$NIO](#) Jan-28 15 C
[\\$LPL](#) Jan 7.5 C
[\\$CLOV](#) Jun12 4.5 C
[\\$RR](#) Sep 5 C
[\\$TMC](#) Jun05 7 C

RECAP 5/28 +Pos Comments:











[\\$ZS](#) + Malcolm Ethridge
[\\$PUMP](#) + Odeon Capital

RECAP 5/28 -Neg Comments:

[\\$DLTR](#) - Freedom Broker
[\\$CPRX](#) - HC Wainwright
[\\$PHR](#) - Piper Sandler

RECAP 5/28 Chatter:

[\\$MSFT](#) + New Coding Model
[\\$HOOD](#) + Trump Accounts App
[\\$TSLA](#) - Self driving safety
[\\$HIMS](#) + * New partners
[\\$CLOV](#) + US CMS Ruling
[\\$ASML](#) - Nikon competition
[\\$AI](#) [KT](#) + Iana reboot sale

Coin		Price	1h	24h	7d	24h Volume	Market Cap
 Bitcoin BTC	Buy	\$73,325.33	▼ 0.2%	▼ 2.3%	▼ 5.5%	\$43,190,957,106	\$1,469,500,883,548
 Ethereum ETH	Buy	\$2,012.41	▼ 0.4%	▼ 2.1%	▼ 6.0%	\$18,732,887,650	\$242,970,601,657
 Tether USDT		\$0.9986	▲ 0.0%	▲ 0.0%	▼ 0.0%	\$70,429,421,657	\$189,306,488,355
 BNB BNB	Buy	\$639.00	▼ 0.2%	▼ 2.1%	▼ 2.8%	\$882,257,035	\$86,141,936,914
 XRP XRP	Buy	\$1.31	▼ 1.0%	▼ 1.1%	▼ 4.6%	\$2,453,373,193	\$81,443,865,331
 USDC USDC		\$0.9996	▼ 0.0%	▼ 0.0%	▼ 0.0%	\$15,900,502,924	\$76,276,040,045
 Solana SOL	Buy	\$82.18	▼ 0.5%	▼ 2.0%	▼ 6.3%	\$3,153,386,484	\$47,552,368,403
 TRON TRX	Buy	\$0.3523	▼ 0.3%	▼ 4.6%	▼ 3.2%	\$918,573,020	\$33,403,473,616
 Figure Heloc FIGR_HELOC	Buy	\$1.04	▼ 0.1%	▲ 1.5%	▲ 1.4%	\$54,335,631	\$18,941,454,040
 Dogecoin DOGE	Buy	\$0.09951	▼ 0.5%	▼ 2.5%	▼ 5.5%	\$950,697,438	\$15,374,772,789

Symbol	Price	Exp Date	Type	Strike	Moneyness	Bid	Latest	Ask	Volume	Open Int	Vol/OI	Imp Vol	IV	Delta
BSX	49.38	12/18/26 (204)	Call	67.50	-36.58%	1.80	1.82	1.90	212,056	239	887.26	37.60%	43.39%	0.2306
BSX	49.38	12/18/26 (204)	Put	40.00	-19.06%	2.00	2.11	2.20	84,671	615	137.68	37.60%	44.36%	-0.1966
ONDS	13.25	06/18/26 (21)	Call	13.50	-2.35%	1.25	1.28	1.30	16,657	126	132.20	111.01%	112.66%	0.5181
DVN	44.22	06/18/26 (21)	Call	46.00	-4.19%	0.95	0.96	0.99	19,499	153	127.44	39.63%	39.78%	0.3570
MU	923.42	06/05/26 (8)	Put	765.00	-17.97%	8.20	8.35	8.50	20,609	197	104.61	94.13%	110.73%	-0.1069
MSTR	152.29	06/05/26 (8)	Call	157.50	-3.42%	3.25	3.36	3.45	36,272	369	98.30	66.12%	66.98%	0.3509
GILD	136.09	05/29/26 (1)	Call	140.00	-3.27%	0.09	0.10	0.10	11,961	129	92.72	27.18%	39.72%	0.0756
SMCI	41.76	06/05/26 (8)	Call	47.00	-12.90%	0.67	0.68	0.71	16,516	204	80.96	86.37%	97.19%	0.2164
MSTR	152.29	05/29/26 (1)	Call	152.50	-0.14%	1.65	1.71	1.75	16,027	201	79.74	66.12%	77.80%	0.3984
BMY	57.02	07/02/26 (35)	Put	62.00	+9.14%	4.55	6.05	7.65	7,402	100	74.02	27.55%	39.93%	-0.7314
MSTR	152.29	06/05/26 (8)	Call	152.50	-0.14%	5.00	5.20	5.50	9,057	137	66.11	66.12%	67.28%	0.4774
ONDS	13.25	05/29/26 (1)	Put	12.50	-5.23%	0.10	0.14	0.15	8,794	136	64.66	111.01%	134.76%	-0.2253
OXY	57.58	06/18/26 (21)	Call	59.00	-2.91%	1.30	1.35	1.40	13,719	221	62.08	36.79%	35.59%	0.4033
MSFT	426.03	12/17/27 (568)	Call	720.00	-69.00%	13.15	13.40	14.45	7,889	133	59.32	29.10%	33.44%	0.1724
APA	36.56	06/05/26 (8)	Put	35.00	-3.95%	0.44	0.47	0.52	6,541	111	58.93	47.65%	51.10%	-0.2722
RCAT	14.38	05/29/26 (1)	Call	15.00	-6.99%	0.30	0.36	0.38	14,164	256	55.33	124.57%	193.54%	0.3614
META	633.83	06/12/26 (15)	Call	770.00	-21.81%	0.00	0.80	0.58	5,808	106	54.79	31.37%	43.40%	0.0151
S	18.10	05/29/26 (1)	Put	16.50	-9.24%	0.65	0.70	0.70	8,925	164	54.42	85.19%	369.72%	-0.2801
INFQ	18.05	07/17/26 (50)	Put	17.50	-2.18%	2.80	2.95	3.20	10,094	187	53.98	127.10%	122.00%	-0.3977
NOW	110.13	11/20/26 (176)	Put	110.00	+0.59%	17.60	17.84	18.10	5,005	104	48.13	59.29%	61.99%	-0.4051
SNOW	241.84	05/29/26 (1)	Call	245.00	-0.80%	3.60	3.80	3.90	5,251	111	47.31	59.54%	91.17%	0.4441
SMCI	41.76	06/05/26 (8)	Call	40.50	+2.71%	2.64	2.86	2.81	5,767	123	46.89	86.37%	89.21%	0.6027
NBIS	226.87	06/05/26 (8)	Put	210.00	-8.17%	6.90	6.90	7.30	7,379	160	46.12	104.84%	107.14%	-0.2899
CRVV	105.61	06/05/26 (8)	Put	87.00	-18.09%	0.74	0.73	0.80	26,847	601	44.67	86.05%	105.22%	-0.0939
BABA	125.92	12/15/28 (932)	Put	105.00	-16.50%	17.15	17.15	17.75	10,002	262	38.18	38.83%	40.32%	-0.2497